

Binocular Loupes

HIGH MAGNIFICATION AND SHARP, CRISP IMAGES WITH POWERFUL LED ILLUMINATION

HEINE binocular loupes set a benchmark for design, hightech materials and precise manufacturing methods. They provide exceptional image quality and edge-to-edge definition and a large field of view.

Various magnifications (from 2x to 6x), working distances, wearing modes (unique S-FRAME, Lightweight Headband and Headband Professional L) and LED LoupeLight illumination systems are available. They provide homogenous, reflex-free illumination even in deep cavities. State-of-the-art LED technology and design!

HEINE Binocular Loupes are used in many disciplines: e.g. General Medicine, Dermatology, Surgery, Cosmetic Surgery, Neurosurgery, ENT, Ophthalmology, Veterinary Medicine, Dentistry etc.



HEINE Binocular Loupes Introduction

Definitions:

✦ Working distance (x)

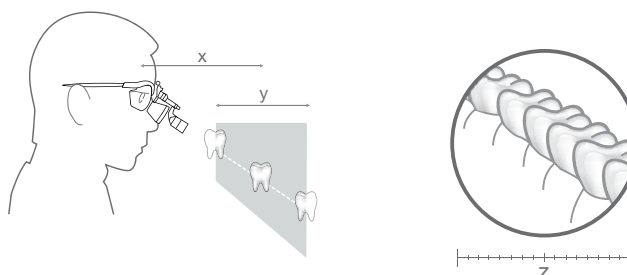
The distance, at which the optics of a loupe are sharply-focused.

✦ Depth of field (y)

The range over which the image remains sharply-focused.

✦ Field of view (z)

The area that can be seen under magnification at the nominal working distance.



How to choose the correct Loupe:

✦ Choose your magnification

Choose the lowest magnification that meets your needs. The lower the magnification, the larger the field of view and the easier the loupe will be to use.

✦ Choose your optics

HR: High-Resolution achromatic optics with excellent optical qualities.

HRP: High Resolution Prismatic optics with excellent optical qualities for 3.5x magnification and higher.

HR-C: Compact and lightweight optics with good optical qualities.

C: Economy.

✦ Choose your working distance

This is an individual choice depending on the examiner's size and working position. The longer the working distance, the bigger the field of view.










✦ Choose your mounting option

Spectacle frame or Headband.

✦ Add illumination

Coaxial bright light is especially-important when using magnification.

HEINE Binocular Loupes

	HR	HRP	HR-C	C
				
Magnification				
2x	<input type="checkbox"/>			
2.3x				<input type="checkbox"/>
2.5x	<input type="checkbox"/>		<input type="checkbox"/>	
3.5x		<input type="checkbox"/>		
4x		<input type="checkbox"/>		
6x		<input type="checkbox"/>		
Working distance				
250 mm (with close-up lenses)	<input type="checkbox"/>	--	--	--
340 mm	<input type="checkbox"/>	<input type="checkbox"/>	<input type="checkbox"/>	<input type="checkbox"/>
420 mm	<input type="checkbox"/>	<input type="checkbox"/>	<input type="checkbox"/>	--
450 mm	--	--	--	<input type="checkbox"/>
520 mm	<input type="checkbox"/>	--	--	--
Mounting options				
S-FRAME				
 Lightweight Headband	<input type="checkbox"/>	<input type="checkbox"/>	<input type="checkbox"/>	--
 Professional Headband	--	--	<input type="checkbox"/>	<input type="checkbox"/>
 Simple Metal Frame	<input type="checkbox"/>	<input type="checkbox"/>	--	--
 Simple Metal Frame	--	--	--	<input type="checkbox"/>
Accessories				
Close-up Lenses*	<input type="checkbox"/> (for 340 mm)	--	--	--
Protective Lenses	<input type="checkbox"/>	<input type="checkbox"/>	--	<input type="checkbox"/>
LED LoupeLight (Pages 139/140)				
 LED LoupeLight	<input type="checkbox"/>	<input type="checkbox"/>	<input type="checkbox"/>	--
Features				
i-View Function**	<input type="checkbox"/>	<input type="checkbox"/>	--	--
Modular	<input type="checkbox"/>	<input type="checkbox"/>	<input type="checkbox"/>	--
Water-resistant	<input type="checkbox"/>	<input type="checkbox"/>	<input type="checkbox"/>	--
Achromatic Optics	<input type="checkbox"/>	<input type="checkbox"/>	--	--
Optional Prescription Correction	<input type="checkbox"/>	<input type="checkbox"/>	<input type="checkbox"/>	--
Page	128 – 131	132 – 133	134	135

* To reduce the working distance to 250 mm.

** i-View function: Provides any angle of view and flips up the optics independently of the illumination beam.

HEINE® HR 2x High Resolution Binocular Loupes with i-View loupe mount



- ✦ Multi-coated Achromatic Optics
- ✦ Exceptional Focal Range
- ✦ Crisp, High-Resolution Image
- ✦ Unique i-View Loupe Mount

HR 2x Optics with i-View

- ✦ **Achromatic optics** for crisp, bright images with colour-correction.
- ✦ **Lightweight** (51 g).
- ✦ **Water-resistant.**
- ✦ **Independent adjustment** of left and right optics for perfect PD adjustment.
- ✦ **Largest field of view and greatest depth of field.**
- ✦ **i-View loupe mount** provides any angle of view and flips up the optics independently of the optional LED LoupeLight.

HR 2x Specifications

Working distance in mm	340	420	520
Field of view in mm	130	190	250
Depth of field in mm	130	200	290



Optional
clip-in correction
frame

Mounting Options:

✦ HEINE S-FRAME®

- ✦ **Maximum comfort** with a modern, ergonomic design.
- ✦ **Malleable temples and nose pad** can be customized to fit any face perfectly.
- ✦ **Innovative materials** – Carbon-Kinetium reduces weight (24 g).
- ✦ **Tough polycarbonate protective lenses.**
- ✦ **Optional clip-in correction frame** for prescription lenses.



Professional L
Headband with
S-GUARD

HEINE® Professional L Headband with S-GUARD®

- ✦ **S-GUARD splash protection.**
- ✦ **Ergonomic nose pad** for comfort during long procedures.
- ✦ **Fully-adjustable for height and width to fit any head.**
- ✦ **Hygienic and comfortable leather cushions.**
- ✦ **Optional clip-in correction Frame** for prescription lenses.



Professional L
Headband without
S-GUARD

✦ HEINE® Professional L Headband without S-GUARD®

- ✦ **Ideal for spectacle-wearers in combination with their own spectacles.**
- ✦ **Ergonomic nose pad** for comfort during long procedures.
- ✦ **Fully-adjustable for height and width to fit any head.**
- ✦ **Hygienic and comfortable leather cushions.**

HEINE® HR 2x High Resolution Binocular Loupes

with i-View loupe mount



Set A


Set B
with S-GUARD

Set C
without
S-GUARD

HR 2x Set with i-View loupe mount

Working distance in mm	340	420	520
Set A: HR 2x optics with i-View on S-FRAME Protective lenses 2 sterilisable swivel levers Retaining cord Cleaning fluid Cleaning cloth Carrying case	C-000.32.375	C-000.32.376	C-000.32.377
Set B: HR 2x optics with i-View on Professional L Headband S-GUARD splash protection Protective lenses 2 sterilisable swivel levers Cleaning fluid Cleaning cloth	C-000.32.378	C-000.32.379	C-000.32.380
Set C (without S-GUARD): HR 2x optics with i-View on Professional L Headband Protective lenses 2 sterilisable swivel levers	C-000.32.878	C-000.32.879	C-000.32.880

For details of accessories please see pages 137–138 and for LED LoupeLight see pages 139–140.

HEINE® HR 2.5x High Resolution Binocular Loupes with i-View loupe mount



- ✦ Multi-coated Achromatic Optics
- ✦ Exceptional Focal Range
- ✦ Crisp, High-Resolution Image
- ✦ Unique i-View Loupe Mount

HR 2.5x Optics with i-View

- ✦ **Achromatic optics** for crisp, bright images with colour-correction.
- ✦ **Lightweight** (51 g).
- ✦ **Water-resistant.**
- ✦ **Independent adjustment** of left and right optics for perfect PD adjustment.
- ✦ **High magnification** with a large field of view and excellent depth of field.
- ✦ **i-View loupe mount** provides any angle of view and flips up the optics independently of the optional LED LoupeLight.

HR 2.5x Specifications

Working distance in mm	340	420	520
Field of view in mm	90	130	180
Depth of field in mm	110	180	260



Optional
clip-in correction
frame

Mounting Options:

✦ HEINE S-FRAME®

- ✦ **Maximum comfort** with a modern, ergonomic design.
- ✦ **Malleable temples and nose pad** can be customized to fit any face perfectly.
- ✦ **Innovative materials** – Carbon-Kinetium reduces weight (24 g).
- ✦ **Tough polycarbonate protective lenses.**
- ✦ **Optional clip-in correction frame** for prescription lenses.



Professional L
Headband with
S-GUARD

✦ HEINE® Professional L Headband with S-GUARD®

- ✦ **S-GUARD splash protection.**
- ✦ **Ergonomic nose pad** for comfort during long procedures.
- ✦ **Fully-adjustable for height and width to fit any head.**
- ✦ **Hygienic and comfortable leather cushions.**
- ✦ **Optional clip-in correction Frame** for prescription lenses.



Professional L
Headband
without S-GUARD

✦ HEINE® Professional L Headband without S-GUARD®

- ✦ **Ideal for spectacle-wearers in combination with their own spectacles.**
- ✦ **Ergonomic nose pad** for comfort during long procedures.
- ✦ **Fully-adjustable for height and width to fit any head.**
- ✦ **Hygienic and comfortable leather cushions.**

HEINE® HR 2.5x High Resolution Binocular Loupes

with i-View loupe mount



Set A


Set B
with S-GUARD

Set C
without
S-GUARD

HR 2.5x Sets with i-View loupe mount

Working distance in mm	340	420	520
Set A: HR 2.5x optics with i-View on S-FRAME Protective lenses 2 sterilisable swivel levers Retaining cord Cleaning fluid Cleaning cloth Carrying case	C-000.32.355	C-000.32.356	C-000.32.567
Set B: HR 2.5x optics with i-View on Professional L Headband S-GUARD splash protection Protective lenses 2 sterilisable swivel levers Cleaning fluid Cleaning cloth	C-000.32.365	C-000.32.366	C-000.32.367
Set C (without S-GUARD): HR 2.5x optics with i-View on Professional L Headband Protective lenses 2 sterilisable swivel levers	C-000.32.865	C-000.32.866	C-000.32.867

For details of accessories please see pages 137–138 and for LED LoupeLight see pages 139–140.



HEINE® HRP High Resolution Prismatic Binocular Loupes with i-View loupe mount



- ✦ Multi-coated Achromatic Optics
- ✦ Prismatic for highest magnification
- ✦ Crisp, High-Resolution Image
- ✦ Unique i-View Loupe Mount

HRP Optics with i-View

- ✦ **Achromatic optics** for crisp, bright images from edge to edge.
- ✦ **Lightweight** (85g).
- ✦ **Water-resistant.**
- ✦ **Independent adjustment** of left and right optics for perfect PD adjustment.
- ✦ **Highest magnification:** Choice of 3.5x, 4x and 6x.
- ✦ **i-View loupe mount** provides any angle of view and flips up the optics independently of the optional LED LoupeLight.

HRP Specifications

Working distance in mm	HRP 3.5x/420	HRP 4x/340	HRP 6x/340
Field of view in mm	65	50	40
Depth of field in mm	60	40	30

Mounting Options:



Optional
clip-in correction
frame

✦ HEINE S-FRAME®

- ✦ **Maximum comfort** with a modern, ergonomic design.
- ✦ **Malleable temples and nose pad** can be customized to fit any face perfectly.
- ✦ **Innovative materials** – Carbon-Kinetium reduces weight (24g).
- ✦ **Tough polycarbonate protective lenses.**
- ✦ **Optional clip-in correction frame** for prescription lenses.



Professional L
Headband with
S-GUARD

✦ HEINE® Professional L Headband with S-GUARD®

- ✦ **S-GUARD splash protection.**
- ✦ **Ergonomic nose pad** for comfort during long procedures.
- ✦ **Fully-adjustable for height and width to fit any head.**
- ✦ **Hygienic and comfortable leather cushions.**
- ✦ **Optional clip-in correction Frame** for prescription lenses.



Professional L
Headband
without S-GUARD

HEINE® Professional L Headband without S-GUARD®

- ✦ **Ideal for spectacle-wearers in combination with their own spectacles.**
- ✦ **Ergonomic nose pad** for comfort during long procedures.
- ✦ **Fully-adjustable for height and width to fit any head.**
- ✦ **Hygienic and comfortable leather cushions.**

HEINE® HRP High Resolution Prismatic Binocular Loupes with i-View loupe mount



Set A


Set B
with S-GUARD

Set C
without
S-GUARD

HRP Sets with i-View

Working distance in mm	HRP 3.5x/420	HRP 4x/340	HRP 6x/340
Set A: HRP optics with i-View on S-FRAME Protective lenses 2 sterilisable swivel levers Retaining cord Cleaning fluid Cleaning cloth Carrying case	C-000.32.430	C-000.32.431	C-000.32.432
Set B: HRP optics with i-View on Professional L Headband S-GUARD splash protection Protective lenses 2 sterilisable swivel levers Cleaning fluid Cleaning cloth	C-000.32.440	C-000.32.441	C-000.32.442
Set C (without S-GUARD): HRP optics with i-View on Professional L Headband Protective lenses 2 sterilisable swivel levers	C-000.32.840	C-000.32.841	C-000.32.842

For details of accessories please see pages 137–138 and for LED LoupeLight see pages 139–140.

HEINE® HR-C 2.5x High Resolution Binocular Loupes with rigid loupe mount

HR-C 2.5x Optics



- ✦ Multi-coated Optics
- ✦ Compact and lightweight

- ✦ **Multi-coated optics** for crisp, bright images.
- ✦ **Super-compact lightweight** (17 g).
- ✦ **Water-resistant.**
- ✦ **Independent adjustment** of left and right optics for perfect PD adjustment.

HR-C 2.5x Specifications

Working distance in mm	340	420
Field of view in mm	60	70
Depth of field in mm	110	140

Mounting Option:

✦ HEINE S-FRAME®



Optional
clip-in
correction
frame

- ✦ **Maximum comfort** with a modern, ergonomic design.
- ✦ **Malleable temples and nose pad** can be customized to fit any face perfectly.
- ✦ **Innovative materials** – Carbon-Kinetium reduces weight (24 g).
- ✦ **Tough polycarbonate protective lenses.**
- ✦ **Optional clip-in correction frame** for prescription lenses.

The HEINE Lightweight Headband is available as an option. See page 137 for ordering information.

HR-C 2.5x Set with rigid loupe mount



Working distance in mm	340	420
HR-C 2.5x optics	C-000.32.290	C-000.32.291
S-FRAME		
2 sterilisable swivel levers		
Retaining cord		
Cleaning fluid		
Cleaning cloth		
Carrying case		

For details of accessories please see pages 137–138 and for LED LoupeLight see pages 139–140.

HEINE® C 2.3 Binocular Loupes

The cost-effective all-purpose loupe

Ideal for dental laboratories and general medical examination.



C 2.3

- ✚ **Crisp, clear images.** Multi-coated, scratch-resistant silica glass lenses produce crisp, clear images.
- ✚ **Flexibility for precise adjustment.** Independently adjustable PD controls ensure precise alignment of the optics.
- ✚ **Super lightweight and comfortable – only 46 g.** Flexible coil temples wrap-around to fit the user's anatomy securely and comfortably. Spring-loaded temples will adjust to the user's anatomy. Lightweight metal frame.
- ✚ **The ideal all-purpose loupe.** The feather-light weight, low-profile design and low cost of the C 2.3 loupe make it the ideal all-purpose loupe.
- ✚ **Working distance.** 340 mm or 450 mm (13 or 18 inches).
- ✚ Also available as C 2.3K on Lightweight Headband.

Specifications	C 2.3x/340 mm	C 2.3x/450 mm
Magnification	2.3x	2.3x
Working distance	340 mm	450 mm
Field of view dia.	110 mm	130 mm
Weight	46 g	46 g
Depth of Field	120 mm	190 mm



C 2.3K

User's refractive error	Effective working distance C 2.3x/340 mm	Effective working distance C 2.3x/450 mm
+2	440 mm	670 mm
+1	390 mm	560 mm
0	340 mm	450 mm
-1	300 mm	420 mm
-2	270 mm	370 mm

Important information for those who wear glasses:

The C 2.3K Series loupe can also be worn without the use of spectacles. Should you prefer to examine without glasses, the charts illustrate how your refractive error will affect the loupe working distance. If you are unsure of your prescription, please consult your eye care provider.

C 2.3/C 2.3K Binocular Loupes

C 2.3/340 Loupe in case	C-000.32.039
C 2.3/450 Loupe in case	C-000.32.202
C 2.3K/340 Headband Loupe in case	C-000.32.230
C 2.3K/450 Headband Loupe in case	C-000.32.231

Accessories



C 2.3/C 2.3K Binocular Loupe Accessories

Protective case for the C 2.3 Loupes and accessories	C-000.32.038
Detachable protective lenses for C 2.3 and C 2.3K. To protect the optics. Can be sterilized by conventional methods.	C-000.32.097

HEINE Binocular Loupes

Ordering Information



Optics with i-View loupe mount for S-FRAME in carrying case

Working distance in mm	340 mm	420 mm	520 mm
HR 2x	C-000.32.555	C-000.32.556	C-000.32.557
HR 2.5x	C-000.32.595	C-000.32.596	C-000.32.597
HRP 3.5x HRP 4x HRP 6x	C-000.32.721 C-000.32.722	C-000.32.720	



Optics with i-View and S-GUARD for PROFESSIONAL L HEADBAND

Working distance in mm	340 mm	420 mm	520 mm
HR 2x	C-000.32.558	C-000.32.559	C-000.32.560
HR 2.5x	C-000.32.585	C-000.32.586	C-000.32.587
HRP 3.5x HRP 4x HRP 6x	C-000.32.711 C-000.32.712	C-000.32.710	



Optics with i-View for PROFESSIONAL L HEADBAND (without S-GUARD)

Working distance in mm	340 mm	420 mm	520 mm
HR 2x	C-000.32.730	C-000.32.731	C-000.32.732
HR 2.5x	C-000.32.733	C-000.32.734	C-000.32.735
HRP 3.5x HRP 4x HRP 6x	C-000.32.737 C-000.32.738	C-000.32.736	



Optics with rigid loupe mount for S-FRAME and LIGHTWEIGHT HEADBAND

Working distance in mm	340 mm	420 mm	520 mm
HR-C 2.5x	C-000.32.265	C-000.32.266	

HEINE Binocular Loupes Accessories

Ordering Information



Mounting options

S-FRAME*

For **HR-**, **HRP-**, **HR-C** Binocular Loupes incl. retaining cord and cleaning fluid

C-000.32.302

* with protective lenses, large (lg).

Professional L Headband

For **HR** and **HRP** optics

C-000.32.549
Lightweight Headband

For **HR-C** optics with rigid loupe mount

C-000.32.516


Accessories for optics

HR Close-up Lenses in case

HR 2x/340mm and HR 2.5x/340mm to 250mm. The close-up lenses reduce the working distance of the binocular loupes.

Close-up Lenses for **HR 2x**/340mm optics

C-000.32.521

Close-up Lenses for **HR 2.5x**/340mm optics

C-000.32.523
Protective Lenses

To protect the optics of the **HR** and the **HRP** loupes

Protective Lenses for **HR** loupes (5 pairs) [01]

C-000.32.537

Protective Lenses for **HRP** loupes [02]

C-000.32.027
Sterilisable Swivel Levers

For **HR** and **HRP** loupes with i-View [03]

C-000.32.551

For **HR-C** loupes with rigid loupe mount [04]

C-000.32.524
Carrying Case

For Binocular Loupe optics or for all sets with S-FRAME

C-000.32.552

Miscellaneous accessories

Universal Clip

For **HR-C** optics with rigid loupe mount to fit any spectacles

C-000.32.518
Dental Adapter

For **HR-C** optics with rigid loupe mount. For a viewing direction from 20° to 35°. It prevents neck and back strain due to poor posture.

C-000.32.528

HEINE Binocular Loupes Accessories

Ordering Information

**Accessories for S-FRAME**

S-FRAME retaining cord	C-000.32.305
-------------------------------	---------------------

S-FRAME replacement part set

with side rubbers, nose pad (1 piece) and screw	C-000.32.308
---	---------------------

Clip-in correction frame

for prescription lenses	C-000.32.309
-------------------------	---------------------

Protective lenses, large (lg), 1 pair (Standard)**C-000.32.306****Protective lenses, small (sm), 1 pair****C-000.32.307****Cleaning fluid for lenses, pack of 2****C-000.32.542**

HEINE® LED LoupeLight

Compact LED LoupeLight, ideal for ENT and dental use

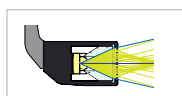
LED HO



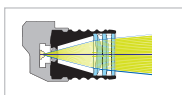
✦ Light

✦ Coaxial shadow-free illumination

✦ 40.000 Lux/25cm distance



Conventional System [01]



HEINE Precision Lens System [02]



- ✦ **Advanced LED Technology.** White, homogenous light, ideal for all surgical and dental applications.
- ✦ **Coaxial Illumination.** Shadow-free illumination of cavities, ideal for ENT and dental applications. Perfect coaxial viewing with all compatible HEINE Loupes.
- ✦ **Compact, lightweight (24 g).** Ensures perfect comfort.
- ✦ **Aluminium housing.** Compact and long lasting with advanced heat management.
- ✦ **Waterproof design.** Easy to clean.
- ✦ **Individual adjustment of the angle of view.** The right angle for every situation.
- ✦ **Optional yellow filter** reduces blue light. Avoids premature hardening of composites.

Technical Specification

Illumination	40,000 Lux at a working distance of 250 mm
Colour Temperature	6,250 Kelvin
LED Operating Life	1 W Super-High Output LED rated at 50,000 hours operating life
Spot Size	The illuminated field is designed to complement the HR/HRP loupes. 81 mm dia. at 420 mm, 95 mm dia. at 520 mm working distance
Angle of Declination	Stepless and individually adjustable for every examination
Operating Time	17 hours (with mPack LL)

- ✦ **Precision multiple lens optical system** consisting of four high-quality lenses. Completely homogenous illumination of the whole field of view and a clearly defined light spot.

HEINE® mPack LL

Power Source



- ✦ **Portable power pack.** Does not tie the user to desk, wall or static power supplies.
- ✦ **Li-ion Technology.** Triple capacity compared with current NiCd systems. No memory effect, autonomy for 17 hours.
- ✦ **Fast Charge.** Charges to full capacity in 2 hours.
- ✦ **Charge Status Display.** Always lets you know how much charge you have left.
- ✦ **Stepless light intensity control.** Optimum brightness setting prevents reflexes.
- ✦ **Flexible Charging Options:** EN 50 desk and wall charger or plug-in transformer.
- ✦ **Intelligent.** Can be used as mains power supply even while in "charge" mode.
- ✦ **100-240 V Compatible Transformer** incl. 4 plugs for world wide compatibility.

For the optional EN50 table/wall unit please see page 163.



HEINE® LED LoupeLight and Accessories

Ordering Information

LED HQ



[01]

[02]



[03]



[01]



[02]

LED LoupeLight

LED LoupeLight for HR/HRP Loupes with i-View loupe mount [02] C-008.32.236

LED LoupeLight for HR-C Loupes with rigid loupe mount [01] C-008.32.238

Detachable Yellow Filter [03]

C-000.32.241

LED LoupeLight with Power Source

	For i-View loupe mount (HR / HRP)	For rigid loupe mount (HR-C)
LED LoupeLight with mPack LL and EN50 [01]	C-008.32.381	C-008.32.382
LED LoupeLight with mPack LL and plug-in transformer [02]	C-008.32.384	C-008.32.385

LED LoupeLight Sets with HR Binocular Loupes



Magnification and working distance in mm	HR 2.5x/340	HR 2.5x/420	HR 2.5x/520
HR 2.5x optics with i-View on S-FRAME	C-008.32.355	C-008.32.356	C-008.32.357
LED LoupeLight			
Detachable Yellow Filter			
mPack LL			
Charger EN 50			
Protective lenses			
2 sterilisable levers			
Retaining cord			
Cleaning fluid			
Cleaning cloth			
Carrying case			

LED LoupeLight Sets with HRP Binocular Loupes



Magnification and working distance in mm	HRP 3.5x/420	HRP 4x/340	HRP 6x/340
HRP optics with i-View on S-FRAME	C-008.32.430	C-008.32.431	C-008.32.432
LED LoupeLight			
Detachable Yellow Filter			
mPack LL			
Charger EN 50			
Protective lenses			
2 sterilisable levers			
Retaining cord			
Cleaning fluid			
Cleaning cloth			
Carrying case			