


The
development
of OR drape
systems
according to
Sengewald.



The Disposable OR Drape System According to Sengewald.

When Sengewald first developed and manufactured nonwoven drapes at the end of the seventies it was in the conviction that

- disposable drapes for the OR could only be developed in co-operation with the final users.

The dialogue with the actual users in the clinics is still the key to innovative development at Sengewald.

- disposable drapes for the OR should also primarily contribute to making costs in the OR socially justifiable and transparent.

The known favourable Sengewald price : performance ratio is still the foundation for success.

- disposable drapes for the OR can only satisfy the growing demands on quality, patient protection and hygienic safety in the medium and long terms by fully automated manufacture. Sengewald's hygienically safe disposable drapes are today in use throughout Europe.

Sengewald is worldwide the only brand name manufacturer who develops and produces materials, drape systems and sterilisation packaging itself. The interdisciplinary exchange of knowledge on the spot in the factory at Rohrdorf is an important source of permanent innovations.

The know how and experience of each of the various specialists can be put to immediate use here.

Every Sengewald product is therefore the optimised result of the interaction of different specialist departments.

Sengewald OR drape systems offer decisive advantages:

more patient protection by

- the same safety standard for each patient, every drape is new,
- the exclusive manufacture of Sengewald OR drapes in certified clean-rooms.

more hygienic safety by

- materials which are guaranteed impermeable to fluids and therefore to bacteria,
- almost total lint-freeness,
- self-adhesive areas, which as fluid barriers hermetically seal the field of operation,
- standardised, validated industrial sterilisation procedures.

safer handling by

- ready to use, indication-tailored individual drapes,
- complete packs assembled in accordance with user wishes,
- lightweight materials,
- quick and easy sterile draping,
- user-orientated folding.

more comfort by

- labour saving features, such as fluid collection pouches, tube holders, elastic inlets, Velcro fasteners, adhesive zones, etc.,
- supplementary products, such as camera tube covers, equipment covers, tape strips, etc.

more economical by

- standardised ordering, storage, OR preparation and use,
- lower capital investment,
- less storage space requirement,
- tailor made material use - only as much as is necessary,
- high cost transparency,
- time savings on logistics and in the OR,
- consistently low system costs.

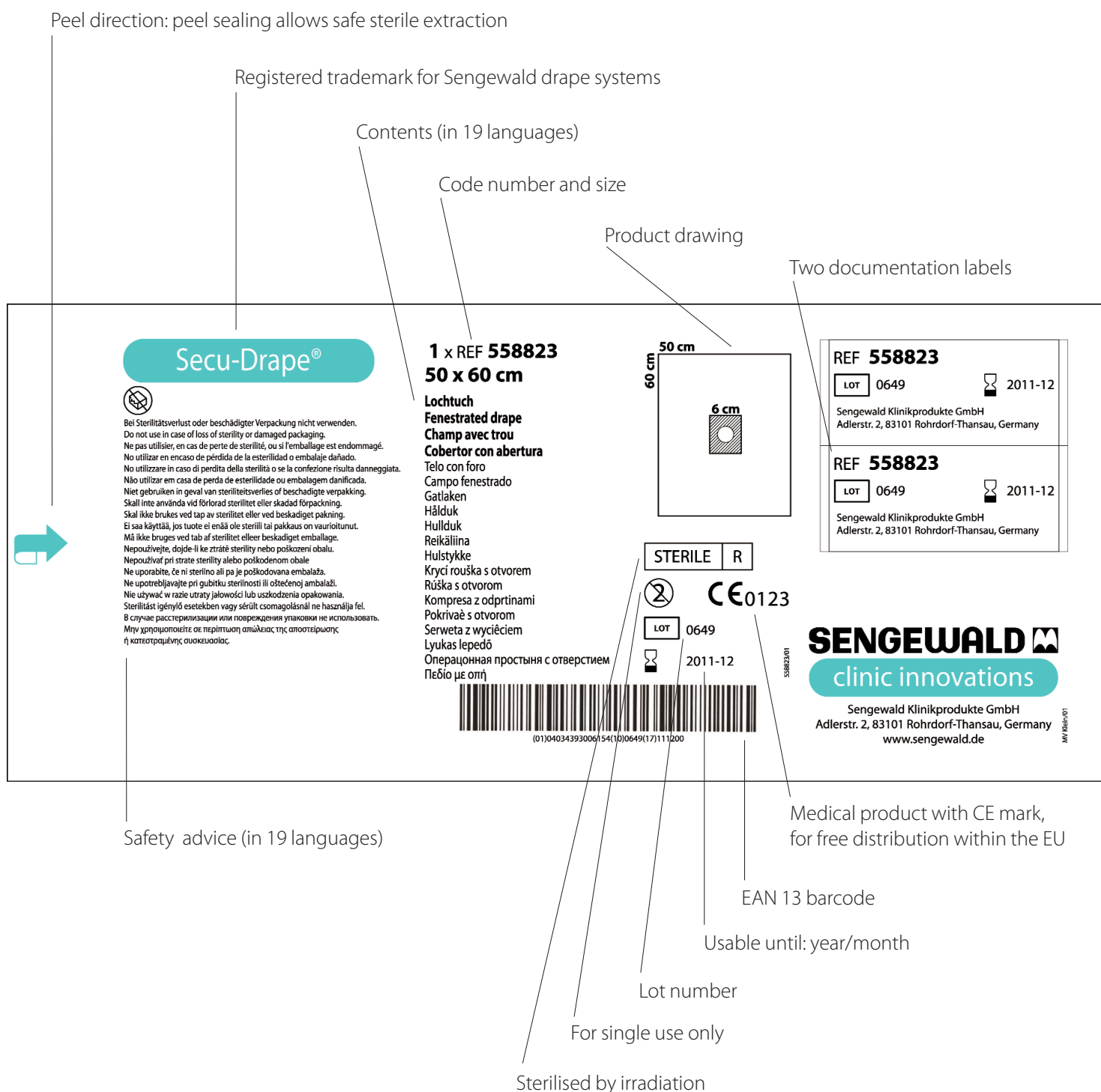
more environmental protection by

- unproblematic material composition (no PVC),
- low waste weight due to the new "light" materials,
- good thermal recycleability,
- avoidance of detergents and disinfectants,
- drinking water savings,
- energy savings.

Custom drape packs the way you want them.

The great flexibility of our production methods enables us to assemble packs to your individual requirements. This means you choose the individual components and the order in which they are packed. We then manufacture to your specifications. This gives you greater safety in your proven working routines and saves you unnecessary handling. Tell us what you would like.

Sengewald OR drapes for single use guarantee more quality control and improved safety from infection. They set standards for procurement and application. Guaranteed optimally planable costs and a positive ecological balance.



Sengewald Innovations

1979-2006:

1979:

Development and manufacture of the first nonwoven drape systems for the OR.

Development and manufacture of MEDIPEEL: the first hospital sterilisation packaging with a dual indicator system in Europe.

1980:

Development of a patented method of manufacturing 3-ply MEDIWELL material for drapes with a previously unheard of price : performance ratio.

1981:

The first European manufacturer of header pouches with Tyvek.®

1983:

Development of the first, fully automated production of PE film diathermy bags in Europe. The worldwide first manufacturer of drapes on a fully automated line from the raw material roll to sealing the finished product in the sterilisation package.

1984:

Development of the BIDRAPE system and the worldwide first fully mechanised production of these drapes.

1985:

GMP certification of production under controlled hygienic conditions in accordance with W.H.O. regulations.

1987:

Development of orthopaedic leggings made of MEDIWELL SUPER and worldwide first manufacture on a fully automated production line.

1988:

MEDIPEEL: the first hospital sterilisation packaging in accordance with DIN with a triple indicator system.

1989:

Fully automated manufacture of Mayo stand covers under our own world patent.

1991:

Development of the AEROBAG: collection, transport and steam treatment of infectious waste in a new sack system.

1993:

Development and in-house lamination of an even more drapeable and absorbent MEDIWELL SUPER using Sengewald's own new technique.

1994:

Delivery of the 500,000th custom individual drape pack. First extensively fully automated production of the SECU-DRAPE complete OR drape programme.

1995:

First manufacture of the Sengewald universal pack made of MEDIWELL SUPER - a new dimension of performance through hygienic high tech manufacturing techniques. Certification of the Sengewald quality assurance system to EN ISO 9002.

1998:

Technical development and installation of an automatic OR pack manufacturing system.

1999:

Development and market introduction of a paediatric OR drape system.

2000:

New building for the manufacture of sterilisation packaging.

2002:

First fully automatised split sheet and extremity drape production line including user-friendly folding schematic. Acquisition of the MSP Schmeiser company.

2003:

Opening of a new cleanroom for pack manufacture.

2004:

Enlargement and new cleanrooms at MSP Schmeiser. Certification of the Sengewald quality assurance system to EN ISO 9001:2000.

2005:

Relaunch SECU-DRAPE, market introduction of the new, innovative MEDIWELL super strong drape material.

2006:

Certification of the development, manufacture and distribution of products by Sengewald and MSP Schmeiser in accordance with EN ISO 13485:2003.

Opening of a new cleanroom for the manufacture of sterilisation packaging.

SENGEWALD 

clinic innovations

Secu-Drape®

Universal Drapes 1.0

Secu-Drape®

General Surgery 2.0

Secu-Drape®

Cardio-Thoracic-Vascular Surgery 3.0

Secu-Drape®

Orthopaedics 4.0

Secu-Drape®

Urology 5.0

Secu-Drape®

Gynaecology 6.0

Secu-Drape®

Ophthalmology 7.0

Secu-Drape®


Head Surgery 8.0






Secu-Drape®

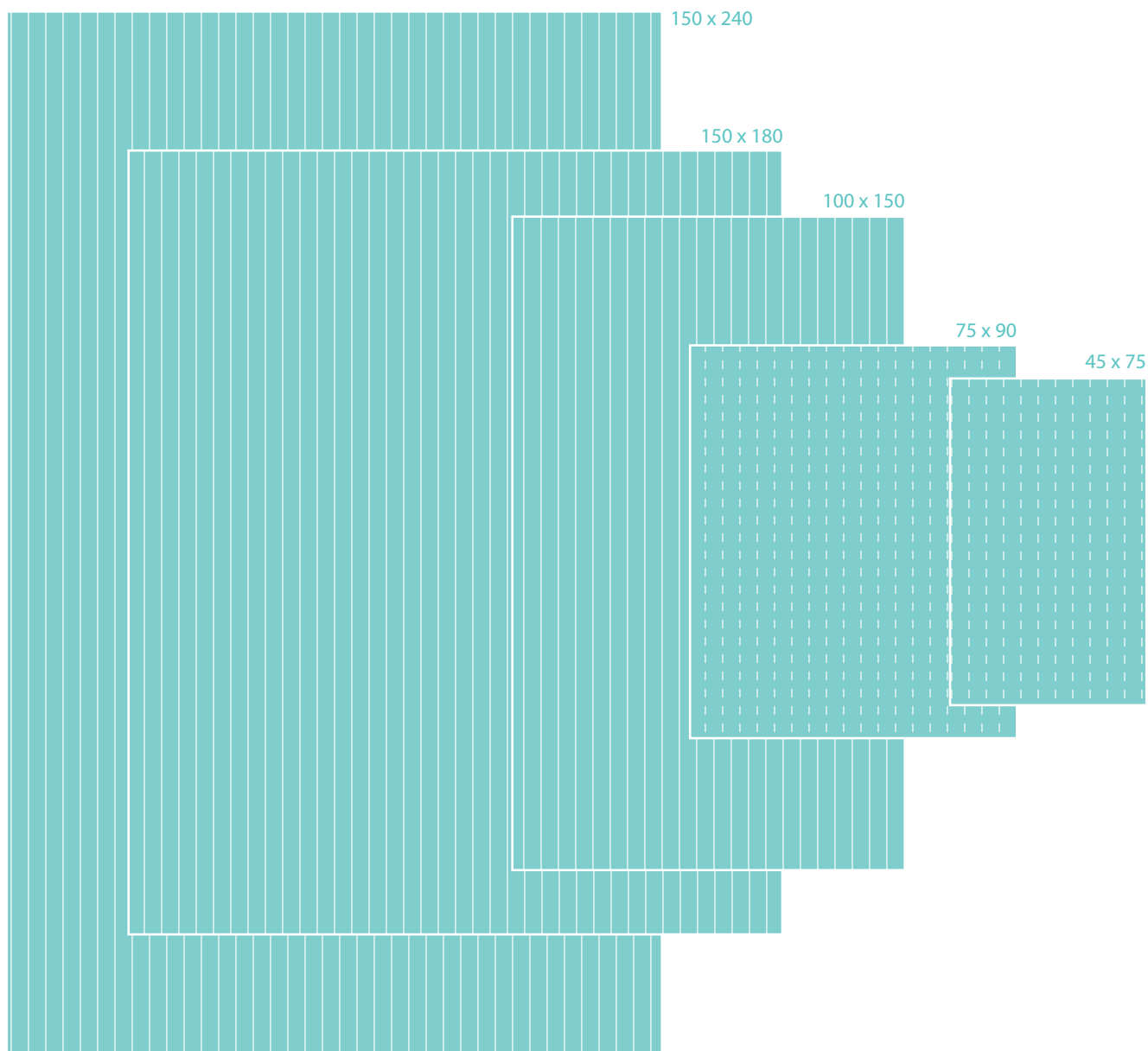
Supplementary Product Range 11.0

Secu-Drape®

Materials



		Size in cm	Code No.	Feature
	Mediwell super strong			
	Mediwell super	50 x 50	53 88 02	3-ply = Nonwoven + Colordrape + Tissue
		50 x 75	53 88 09	adhesive zone 5 x 50 cm
		75 x 75	53 88 01	adhesive zone 5 x 75 cm
		75 x 90	53 88 03	adhesive zone 5 x 75 cm
				adhesive zone 5 x 90 cm
	Adhesive zone	150 x 180	53 88 05	3-ply = Nonwoven + Colordrape + PP Nonwoven
		150 x 240	53 88 07	adhesive zone 5 x 80 cm in overwrap
		175 x 180	53 88 06	adhesive zone 5 x 80 cm in overwrap
		175 x 300	53 88 08	adhesive zone 5 x 120 cm in overwrap
		200 x 180	53 88 10	adhesive zone 5 x 80 cm in overwrap (w/o. illustr.)
				2-ply = Nonwoven + Colordrape
		50 x 50	53 88 22	adhesive zone 5 x 50 cm
		50 x 75	53 88 29	adhesive zone 5 x 75 cm
		75 x 75	53 88 21	adhesive zone 5 x 75 cm
		75 x 90	53 88 23	adhesive zone 5 x 90 cm



v. Stülpnagel & Fleischmann 04SW012 04SW012


 Mediwell
super strong

 Mediwell
super


Size in cm

Code No.

Feature

 45 x 75 50 88 05
 75 x 90 50 88 04


3-ply = Nonwoven + Colordrape + Tissue

 100 x 150 50 88 03
 150 x 180 50 88 01
 150 x 240 50 88 02


3-ply = Nonwoven + Colordrape + PP Nonwoven

 45 x 75 50 88 25
 75 x 90 50 88 24
 100 x 150 50 88 23
 150 x 180 50 88 21

2-ply = Nonwoven + Colordrape



Mediwell



Size in cm

Code No.


Feature

3-ply = Tissue + Colordrape + Tissue


45 x 75	50 45 75
75 x 90	50 75 90
100 x 150	50 90 15
150 x 180	50 15 18
150 x 240	50 15 24

2-ply = Tissue + Colordrape


38 x 45	50 38 42
45 x 75	50 45 72
75 x 90	50 75 92
100 x 150	50 92 15



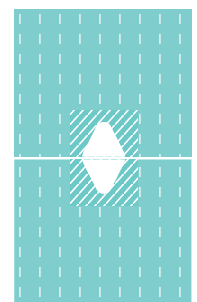
200 x 280



120 x 150



50 x 60



50 x 75

Mediwell
super strongMediwell
super

Adhesive zone



Size in cm

Code No.

Feature

50 x 75

55 45 75

2-ply = Nonwoven + Colordrape
fenestration variable, max. 12 x 7 cm,
self-adhesive¹

50 x 60

55 88 23

6 cm Ø self-adhesive fenestration¹

120 x 150


55 88 01

3-ply = Nonwoven + Colordrape + PP Nonwoven


200 x 280

55 88 09

7.5 x 5 cm self-adhesive fenestration²12 x 16 cm self-adhesive fenestration³¹ e.g. for minor abscess incisions, small tumour excisions, puncturations,
wound care² e.g. for ophthalmology, small tumour excisions, proctology³ e.g. for paediatric general surgery, hernia and appendectomy procedures



57 x 72



60 x 75



Mediwell

Mediwell
super

Adhesive zone



Size in cm

Code No.

Feature

57 x 72


55 57 72

2-ply = Tissue + Colordrape
epidural drape, 10 x 10 cm \diamond fenestration
and 5 x 57 cm adhesive zone across top edge


60 x 75

55 88 39



2-ply = Nonwoven + Colordrape
10 cm \varnothing self-adhesive fenestration
and 6 x 60 cm adhesive zone across top edge



75 x 90



45 x 75

75 x 90
51 88 2245 x 75
51 88 21

Mediwell


Mediwell
super

Size in cm

Code No.

Feature

45 x 75
75 x 9051 45 72
51 75 922-ply = Tissue + Colordrape
6 cm Ø fenestration
6 cm Ø fenestration45 x 75
75 x 9051 45 75
51 75 903-ply = Tissue + Colordrape + Tissue
6 cm Ø fenestration
6 cm Ø fenestration45 x 75
75 x 9051 88 21
51 88 222-ply = Nonwoven + Colordrape
6 cm Ø fenestration
6 cm Ø fenestration

Mediwell
super strongAdhesive
zone


Size in cm

Code No.

Feature

120 x 150	52 88 01	3-ply = Nonwoven + Colordrape + PP Nonwoven 45 cm self-adhesive U-slit ¹
160 x 200	52 88 02	65 cm self-adhesive U-slit ²
200 x 260	52 88 05	100 cm self-adhesive U-slit ³
225 x 320	52 88 08	100 cm self-adhesive U-slit ³

¹ e.g. for neural surgery, strumectomy² e.g. for tibia-nailing, strumectomy³ e.g. hip procedures, collum femoris, femur-nailing, varicose veins, shoulder



200 x 260

v. Stülpmagel & Fleischmann 04SW012 04SW012

Mediwell
super strongAdhesive
zone

Size in cm


Code No.

Feature


200 x 260

52 88 15

3-ply = Nonwoven + Colordrape + PP Nonwoven
U-slit 65 cm, with special adhesive¹¹ e.g. for use in pædiatric orthopædic and/or ENT procedures




150 x 180



125 x 150



Colordrape

Filmdrape
transparentAdhesive
zone

Size in cm

Code No.

Feature

125 x 150

52 66 01

50 cm U-slit, self-adhesive ¹

150 x 180

52 99 01

50 cm U-slit, self-adhesive ²¹ e.g. for neural surgery, to cover the blood drainage collar² e.g. in combination with textile drapes: hip, knee, shoulder, neural surgery



v. Stülpnagel & Fleischmann 04SW012 04SW012



Nonwoven



Colordrape

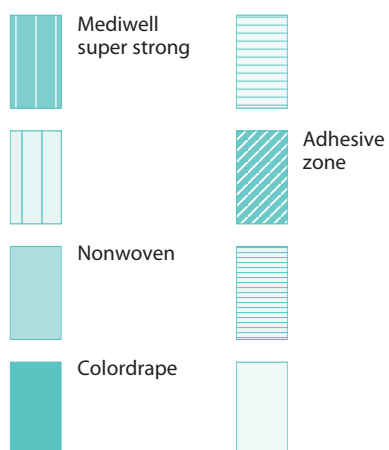



Size in cm	Code No.	Feature
85 x 145	54 77 12	Mayo stand cover "economy" ¹
85 x 145	54 77 14	Mayo stand cover
85 x 145	54 77 16	Mayo stand cover "special" ²
85 x 145	54 77 18	Mayo stand cover "super" ³
100 x 150	54 99 01	Back table cover
150 x 180	54 99 02	Back table cover

¹ lightweight model for minor operations


² with Mediwell super, for higher requirements

³ with specially reinforced nonwoven, e.g. for ophthopaedic procedures




Code No. 56 10 88
e.g. for laparotomy, thoracotomy, hernia, disc, kidney and breast procedures

Contents and Sequence		Size in cm	Code No.
1.	Back table cover (overwrap)	150 x 180	54 99 02
2.	Mayo stand cover	80 x 145	54 77 14
3-6.	Towels (4 pcs.)	25 x 20	-
7.	Tape strip, non-elastic	10 x 50	59 10 50
8-9.	Side drapes (2 pcs.)	75 x 100	53 88 11
10.	Foot drape	175 x 180	53 88 06
11.	Head drape	150 x 240	53 88 07



v. Stülpmagel & Fleischmann 04SW012 04SW012

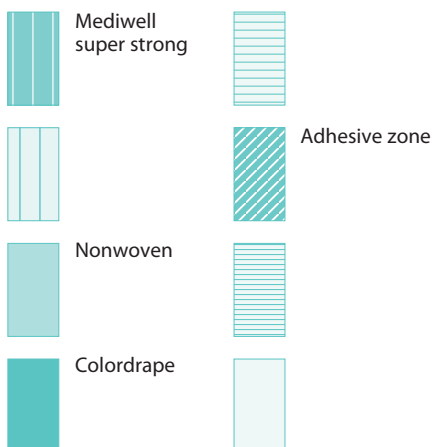



Adhesive zone

Code No. 56 10 09

e.g. for laparotomies, thoracotomies, hernia, disc kidney and breast procedures


Contents and Sequence		Size in cm	Code No.
1.	Back table cover	150 x 180	54 99 02
2.	Mayo stand cover	80 x 145	54 77 14
3-6.	Hand towels 4x	25 x 20	-
7.	Tape strip, non-elastic	10 x 50	59 10 50
8-9.	Side drapes 2x	75 x 100	53 88 11
10.	Foot drape	175 x 180	53 88 06
11.	Head drape	175 x 300	53 88 08



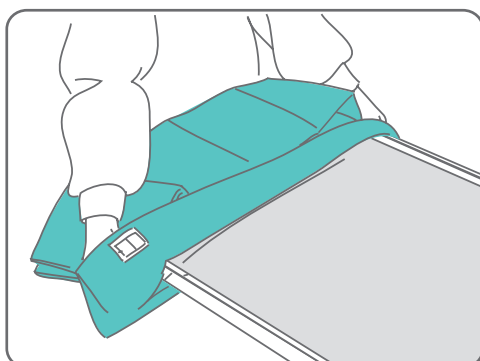
Code No. 56 10 07
with special adhesive and 2.5 cm wide adhesive zones,
e.g. for laparotomies, thoracotomies, hernia operations etc.

Contents and Sequence	Size in cm	Code No.
1. Back table cover (overwrap)	150 x 180	54 99 02
2. Mayo stand cover	80 x 145	54 77 14
3-6. Hand towels 4x	25 x 20	-
7. OR tape strip, elastic	10 x 50	59 11 51
8-9. Side drapes 2x	75 x 100	53 89 14
10. Foot drape	175 x 180	53 89 16
11. Head drape	150 x 240	53 89 17

Universal Pack

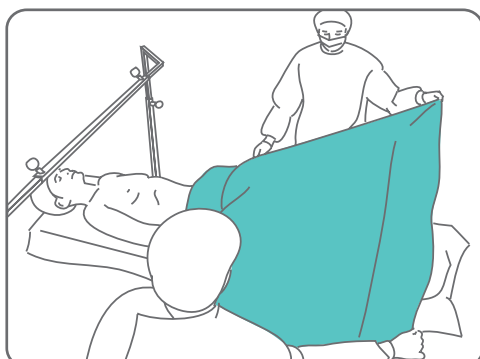


1. Mayo stand cover
2. Foot drape
3. Side drapes
4. Anaesthesia drape
5. Tape strips



1st Step

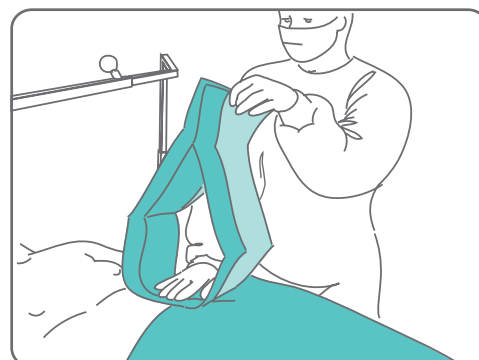
Pull the cover over the Mayo stand.



2nd Step

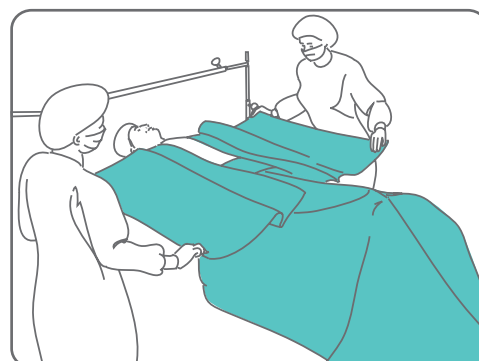
Apply and fold out the foot drape.

Universal Pack



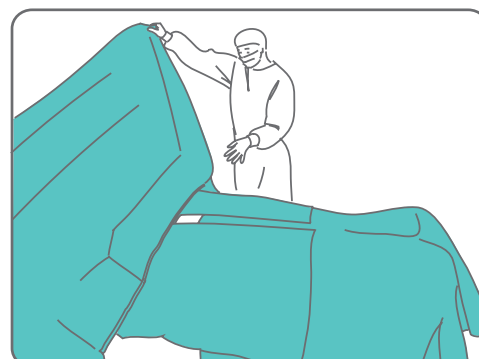
3rd Step

For the exact application of the side drapes, place one hand in the loop, position the drape and affix.



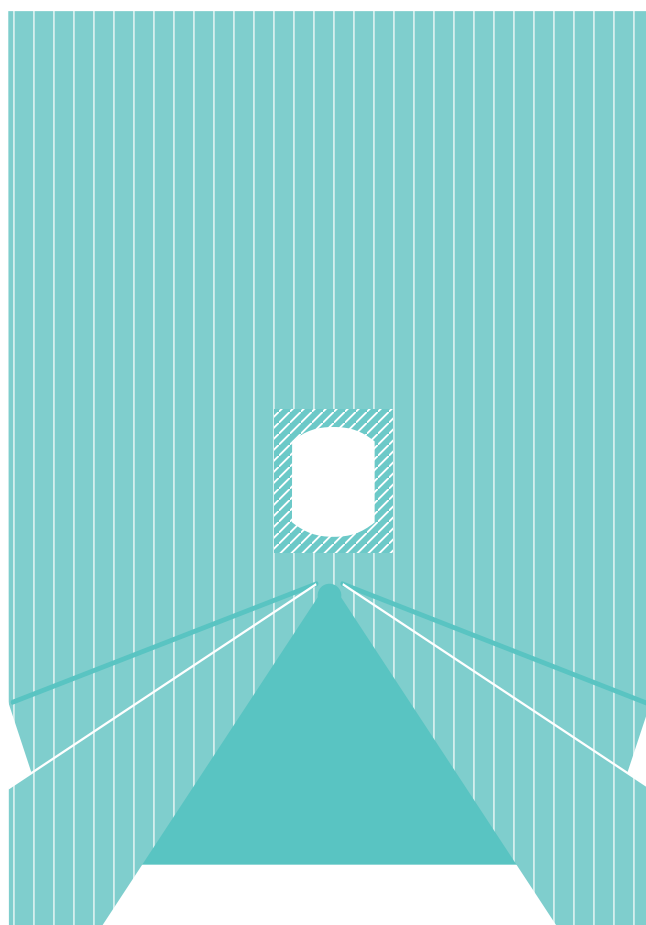
4th Step

Unfold the side drapes.


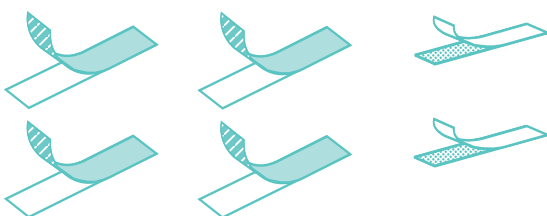


5th Step


Position, affix and unfold the anaesthesia drape.



55 88 84



55 88 06

Mediwell
super strongAdhesive
zone

Colordrape



Size in cm

Code No.

Feature

225 x 320

55 88 84

3-ply = Nonwoven + Colordrape + PP Nonwoven
with integral leggings,
29 x 32 cm self-adhesive fenestration,
4 tape strips and 2 Velcro strips included loose ¹

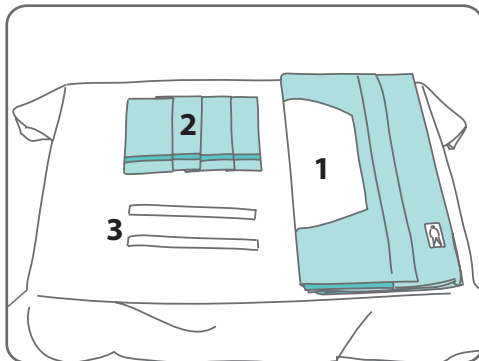
225 x 320

55 88 06

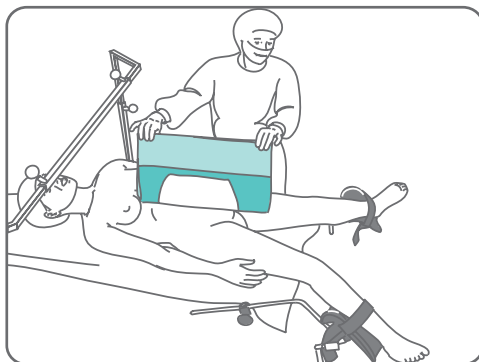
29 x 32 cm self-adhesive fenestration,
4 tape strips and 2 Velcro strips included loose ¹

¹ e.g. for minimally invasive procedures

MIS Drapes

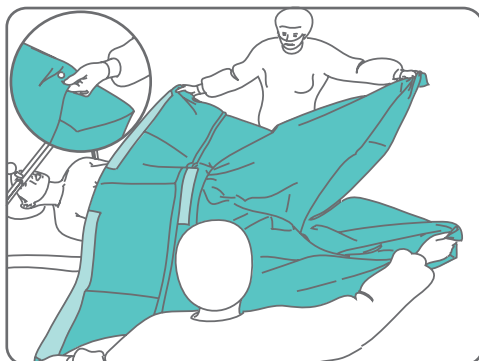


1. MIS drape
2. Tape strips
3. Velcro fasteners



1st Step

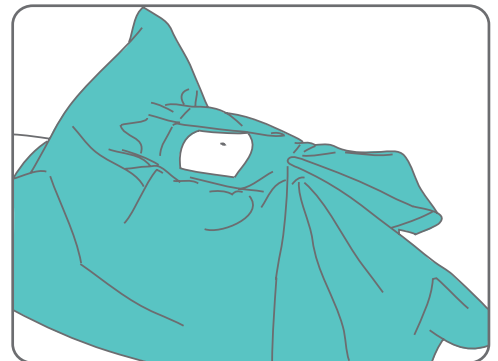
Position the MIS drape in the middle of the planned operation field.



2nd Step

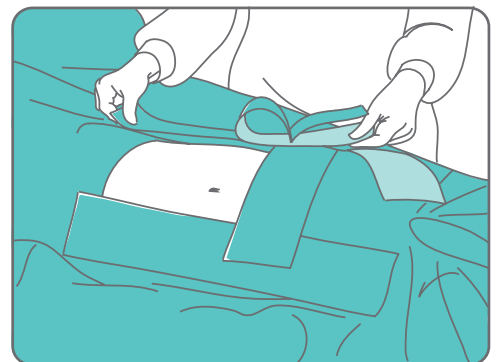
Unfold the MIS drape at the sides first. Hold it at the yellow marking dots whilst unfolding to cover the legs with the integral leggings.

MIS Drapes



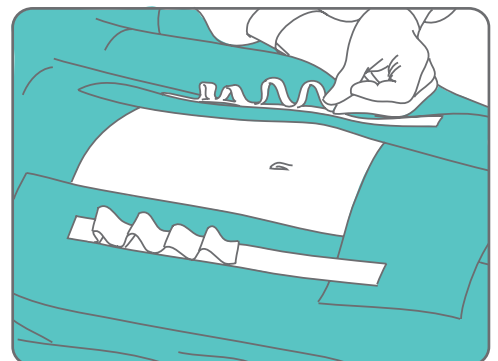
3rd Step

Unfold the top half towards the anaesthetist.




4th Step

If necessary, the size of the operation field can be reduced using the tape strips.




5th Step

Affix the Velcro fasteners next to the aperture to hold cables and tubes.



55 88 08

v. Stülpnagel & Fleischmann 04SW012 04SW012

Mediwell
super strong

Adhesive zone



Size in cm

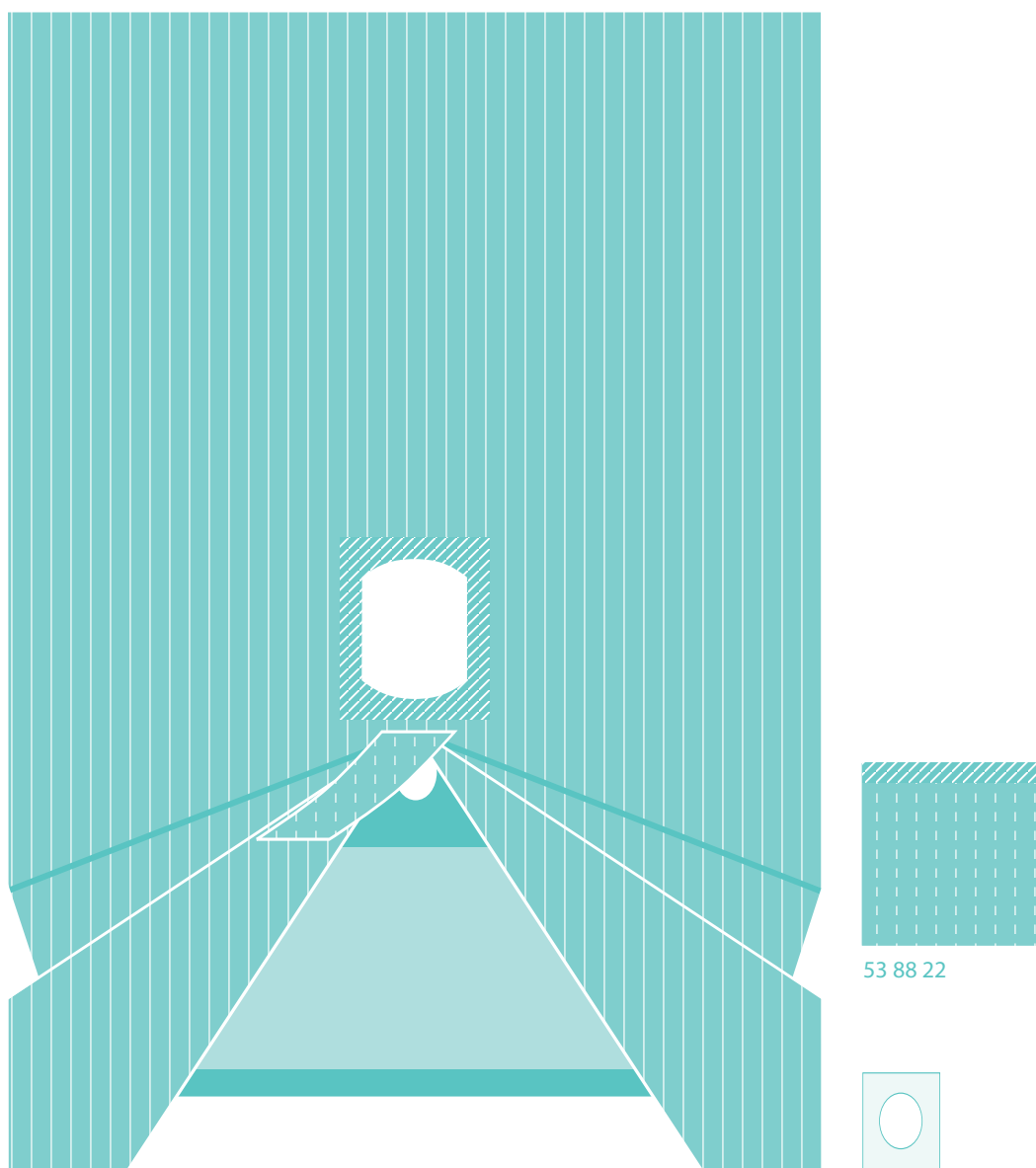
Code No.







Feature

225 x 320

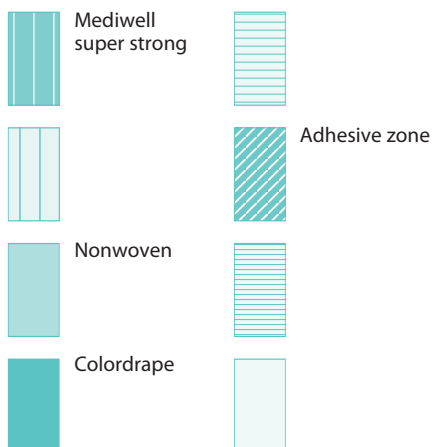

55 88 08

3-ply = Nonwoven + Colordrape + PP Nonwoven
10.5 x 25 cm self-adhesive fenestration¹¹ e.g. for spinal procedures



		Size in cm	Code No.	Features
	Mediwell super strong	225 x 320	55 88 85	3-ply = Nonwoven + Colordrape + PP Nonwoven with integral leggings ¹ 37 x 37 cm self-adhesive abdominal fenestration, 14 x 16 cm perineal opening with a 20 x 25 cm transparent, fenestrated tape to reduce the size of and securely fix the operating field and an additional 2-ply 50 x 50 cm adhesive drape to close and protect the perineal opening after that part of the procedure is completed.
	Mediwell super			
	Nonwoven			
	Adhesive zone			
	Colordrape			
	Transparent film			

¹ e.g. for abdomino-perineal rectum procedures




Code No. 56 13 02
e.g. for strumectomies, pacemaker implantations

Contents and Sequence		Size in cm	Code No.
1.	back table cover (overwrap)	150 x 180	54 99 02
2.	Mayo stand cover	80 x 145	54 77 14
3-6.	towels (4 pcs.)	25 x 20	–
7.	tape strip	10 x 50	59 10 50
8.	Velco fastener, included loose	2.5 x 25	59 25 25
9.	foot drape	200 x 180	53 88 10
10.	split sheet, 65 cm U-slit	150 x 280	52 88 04




1




2




3-6




8



7



9

Mediwell
super strongAdhesive
zone

Mediwell



Nonwoven



Colordrape



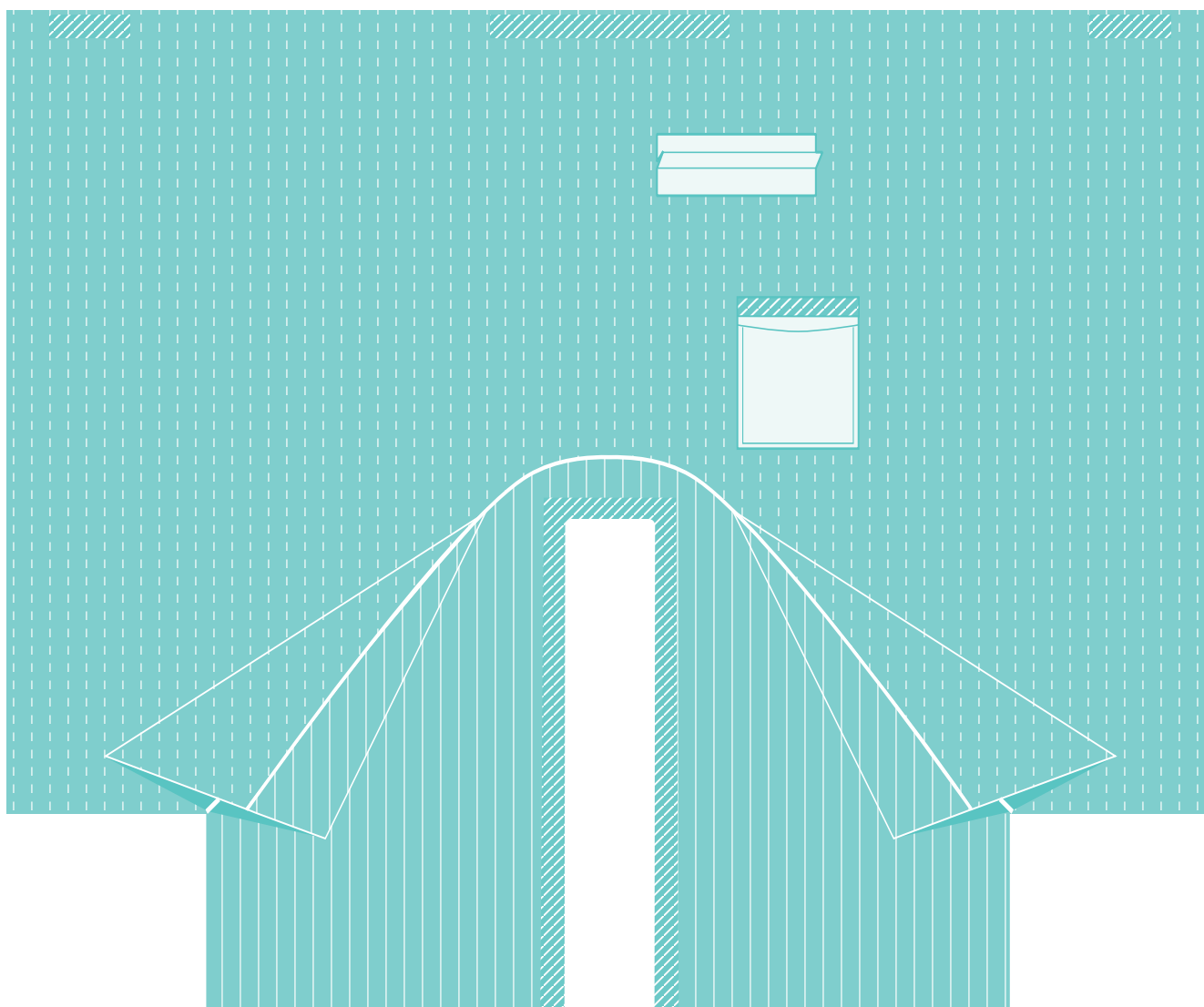
Code No. 56 11 12

e.g. for spinal and other orthopaedic procedures, vascular surgery and varicose vein operations





	Contents and Sequence	Size in cm	Code No.
1.	back table cover (=overwrap)	150 x 180	54 99 02
2.	Mayo stand cover	80 x 145	54 77 14
3-6.	hand towels (4 pcs.)	25 x 20	–
7.	plain drape	150 x 180	50 15 18
8.	split sheet, U-slit 100 cm	200 x 260	52 88 05
9.	adhesive drape	150 x 240	53 88 07

Secu-Drape®

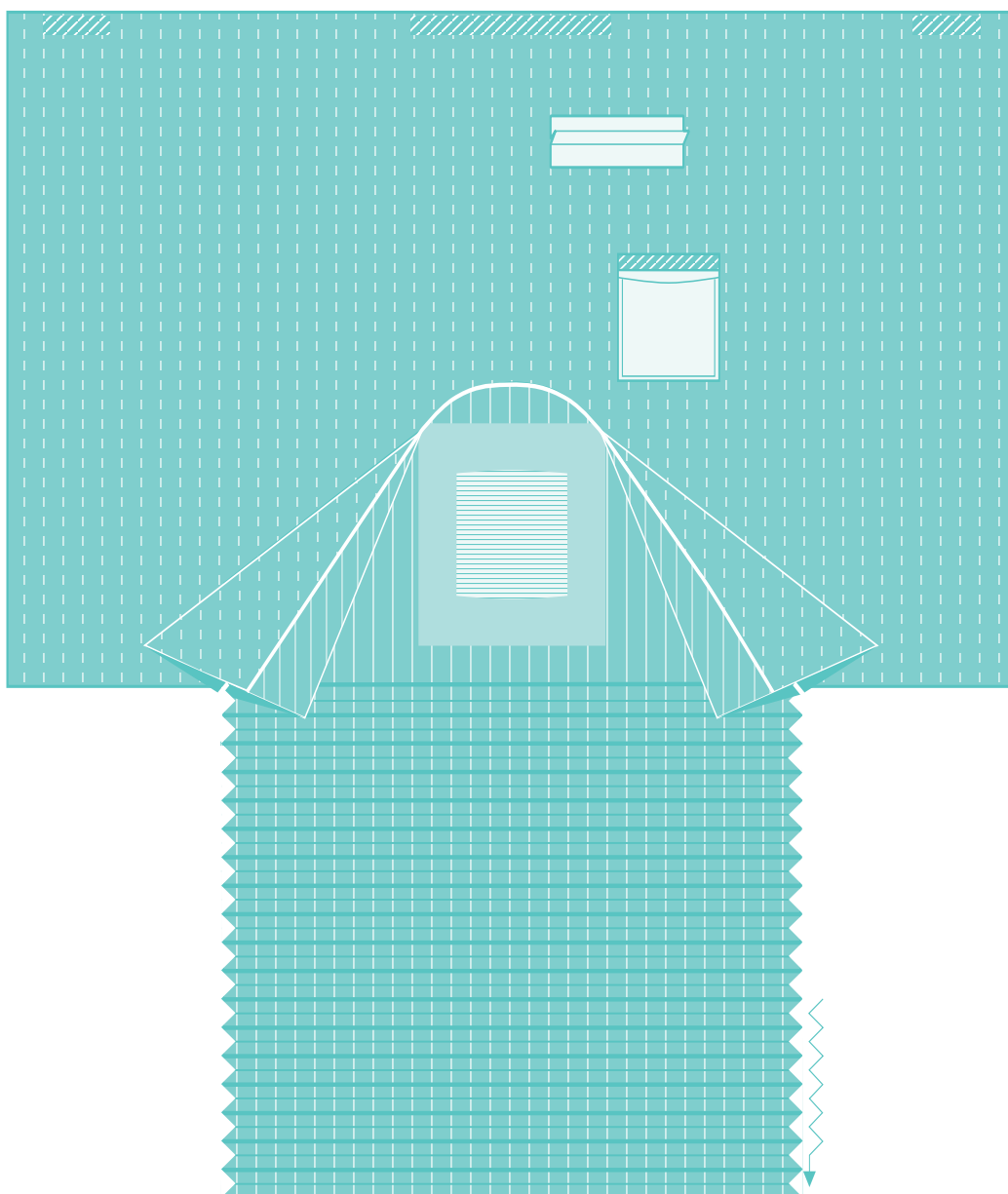
Cardio-Thoracic-Vascular Surgery 3.0








Dr. v. Stölpnagel & Fleischmann 04SW012 04SW012


		Size in cm	Code No.	Features
	Mediwell super strong			
	Mediwell super, reinforced			
	Adhesive zone	300/200 x 230	55 88 71	Anaesthesia part 2-ply = Nonwoven + Colordrape with double film thickness, tunnel format, integral diathermy bag 33 x 28 cm and cable holder. Thorax part 3-ply = Nonwoven + Colordrape + PP Nonwoven thorax aperture 28 x 95 cm with adhesive zone, Incision film enclosed separately.
	Film			

e.g. for bypass, cardiac valve and pulmonary procedures



		Size in cm	Code No.	Features
	Mediwell super strong			
	Mediwell super, reinforced			
	Adhesive zone	300/225 x 350	55 88 72	Anaesthetics part 2-ply = Nonwoven + Colordrape Tunnel format with double film thickness, with integral incision film, diathermy bag 33 x 28 cm and cable holder.
	Incision film			Thorax part 3-ply = Nonwoven + Colordrape + PP Nonwoven thorax aperture 33 x 40 cm
	Film			

e.g. for bypass, cardiac valve and pulmonary procedures



200 x 260

v. Stulpnagel & Fleischmann 04SW012 04SW012

Mediwell
super strongAdhesive
zone

Colordrape



Size in cm

Code No.


Features

200 x 260









52 88 06

3-ply = Nonwoven + Colordrape + PP Nonwoven
 100 cm self-adhesive U-slit; perineal drape
 (2-ply, nonwoven + Colordrape)
 with side elastification and adhesive zone ¹

¹ e.g. for varicose vein procedures, as a leg drape during bypass procedures




v. Stülpnagel & Fleischmann 04SW012 oh. Mu.

	Mediwell super strong		Mediwell super
	Mediwell		Adhesive zone
	Nonwoven		Incision Film
	Colordrape		Film

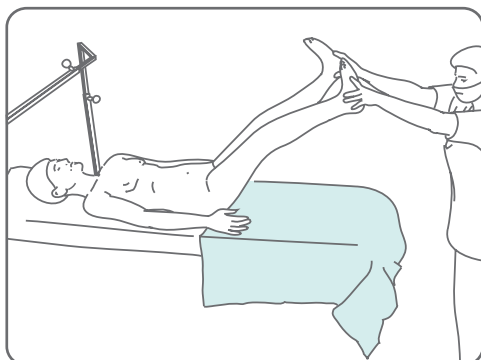
Code No. 56 15 59
e.g. for bypass, cardiac valve and pulmonary procedures

Contents and Sequence		Size in cm	Code No.
1.	1x Back table cover	150 x 180	54 99 02
2.	1x Mayo stand cover	80 x 145	54 77 14
3-6.	4x Hand towels	25 x 20	–
7-8.	2x Foot covers	30 x 40	58 99 50
9.	1x Diathermy pouch	33 x 28	58 33 30
10-11.	2x OR tape strips, elastic	10 x 50	59 11 51
12.	1x Plain drape	150 x 180	50 15 18
13.	1x Split sheet w/perineal drape	200 x 260	52 88 06
14.	1x Cardio/thoracic drape	300/225 x 300	55 89 14

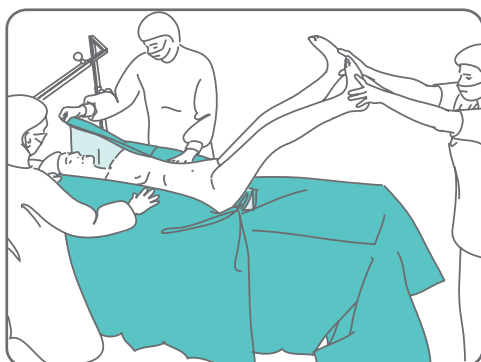
Cardiovascular Pack



1. Mayo stand cover
2. Bottom drape
3. Split sheet with perineal drape
4. Foot covers with tape strips
5. Cardiovascular drape

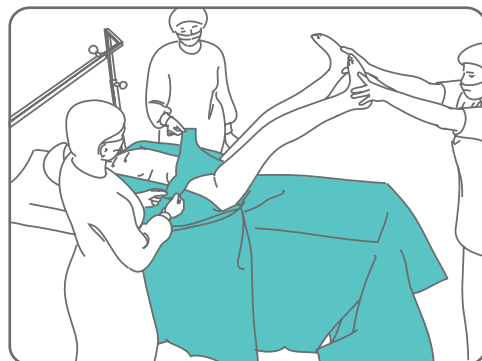


1st Step
Position the bottom drape.

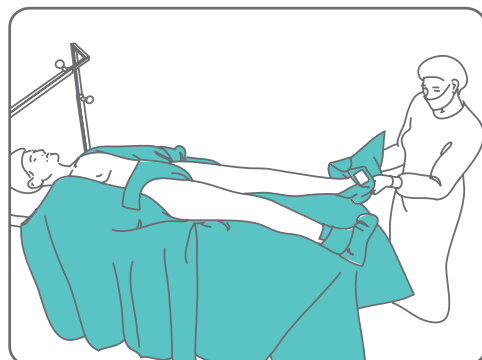


2nd Step
Apply the split sheet.

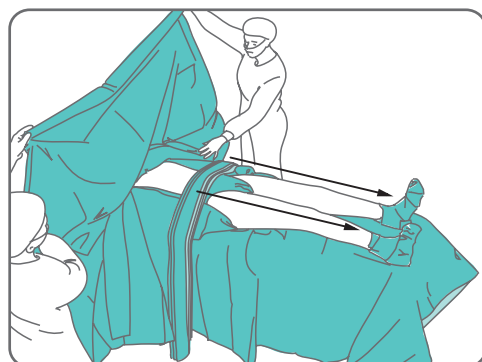
Cardiovascular Pack




3rd Step
Apply the integral perineal drape.



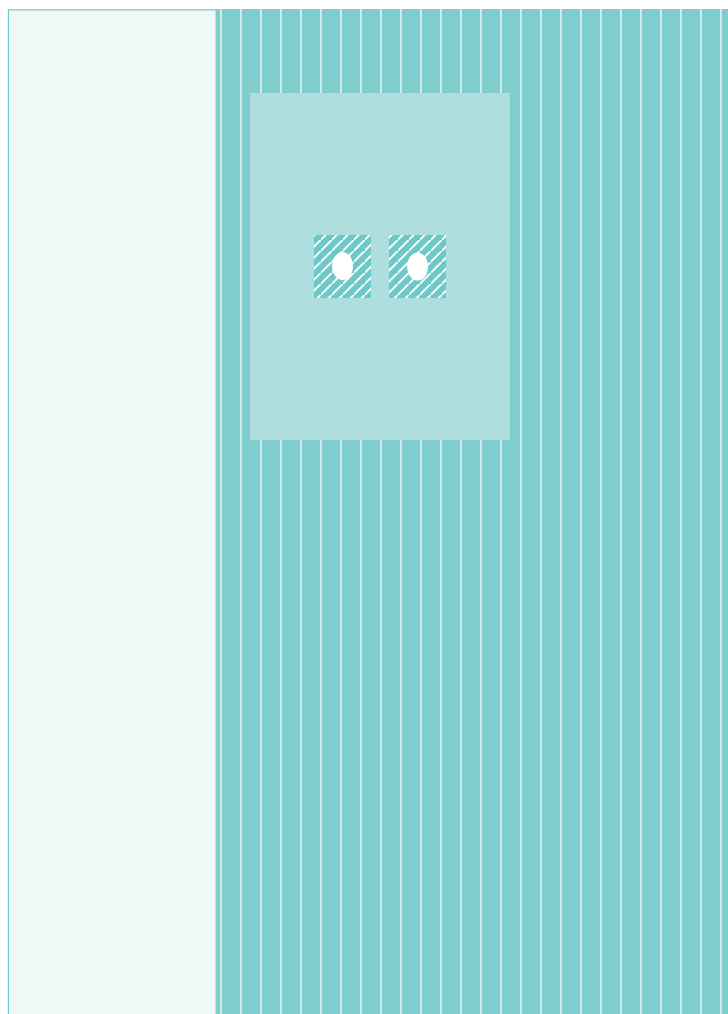
4th Step
Put on the foot covers and affix using the tape strips.



5th Step
Position the thoracic drape, still folded, in the middle of the planned operation field. Unfold the sides first, then the top portion towards the anaesthetist. If required, the lower part of the drape can be unfolded to completely cover the legs after removal of the vein.



55 88 02



55 88 05

Mediwell
super strong

Adhesive zone



Nonwoven



Film



Size in cm

Code No.

Features

150 x 240

55 88 02

3-ply = Nonwoven + Colordrape + PP Nonwoven
two 6 x 8 cm, self-adhesive fenestrations¹
+ 1 hand towel and 10 x 25 cm tape strip

150+ 70 film
x 300

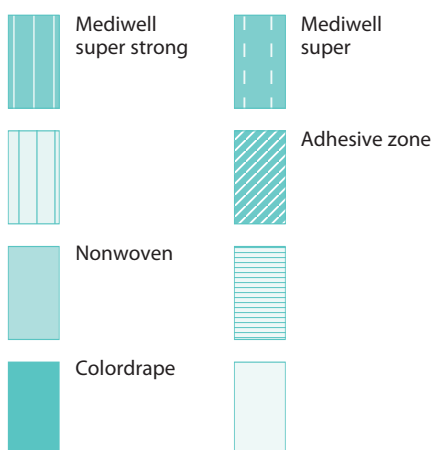
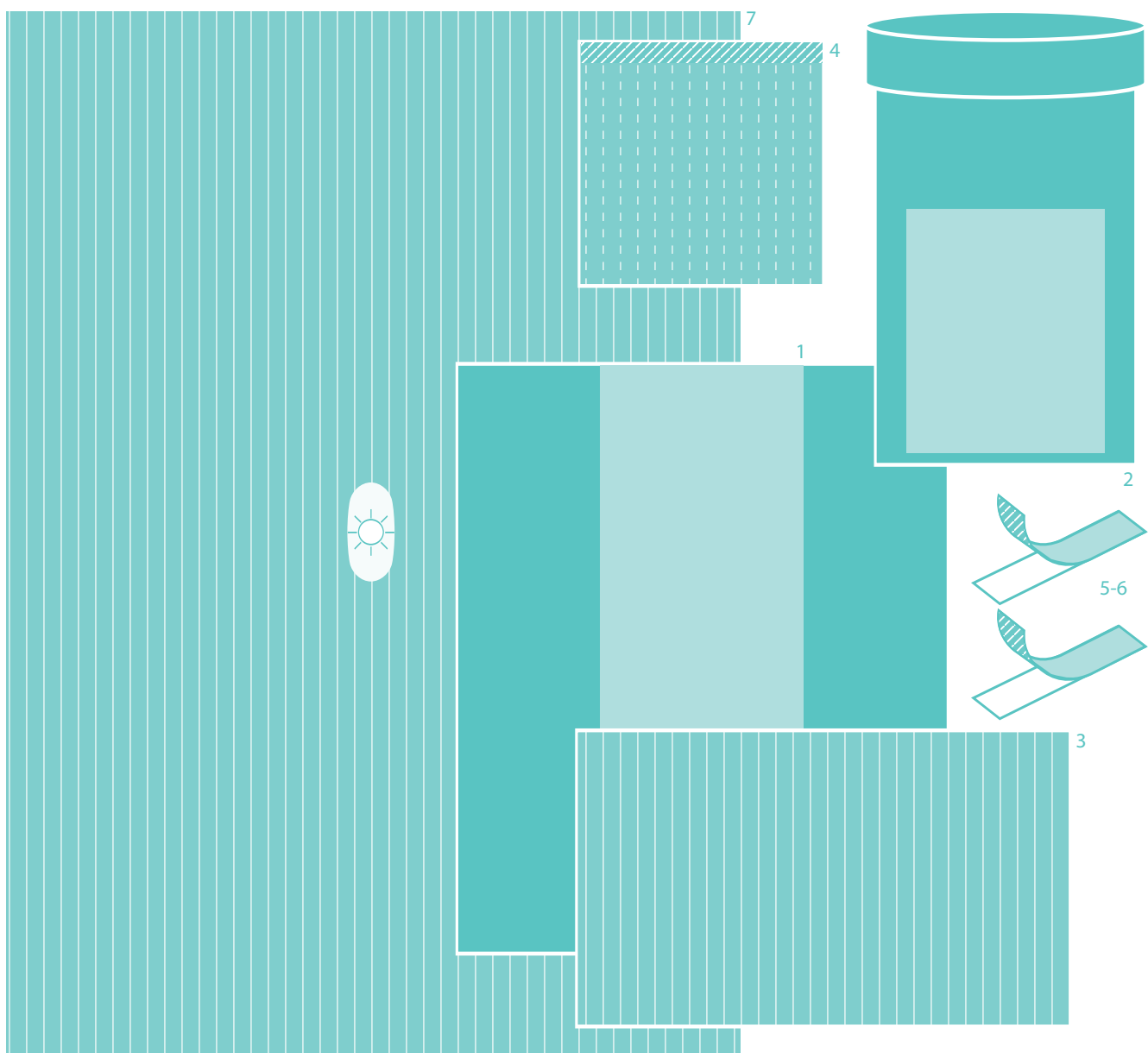
55 88 05

with an integral 70 cm wide transparent film side
strip² and two 6 x 8 cm, self-adhesive fenestrations
surrounded by 75 x 100 cm nonwoven
reinforced area
+ 1 hand towel and 10 x 25 cm tape strip

¹ e.g. for use in X-ray and cardiac catheter laboratories² e.g. for equipment with integral user console

Secu-Drape®

Orthopaedics 4.0



Code No. 56 11 07
For procedures on the upper and lower extremities

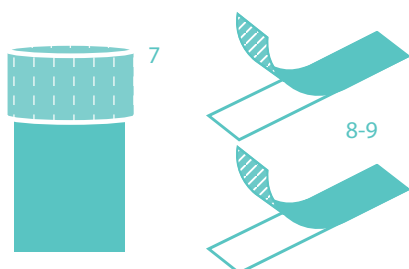
Contents and Sequence	Size in cm	Code No.
1. back table cover (overwrap)	150 x 180	54 99 02
2. Mayo stand cover	80 x 145	54 77 14
towels (4 pcs., w/o illustr.)	25 x 20	–
3. bottom drape	100 x 150	50 88 03
4. adhesive drape	75 x 75	53 88 01
5-6. tape strip, non-elastic (2 pcs.)	10 x 50	59 10 50
7. extremity drape with 7 cm elastic fenestration	225 x 320	51 88 10

Code No. 56 11 17 (1, 2 + 7 see illustr., 3-6 w/o illustr.)

3. bottom drape, (2-ply, nonwoven + Colordrape)	150 x 180	50 88 21
4. stockinet	33 x 55	58 33 55
5-6. tape strip, film (2 pcs.)	11 x 50	59 11 50




2




7

8-9



3-6

10

Mediwell
super strongMediwell
super

Nonwoven



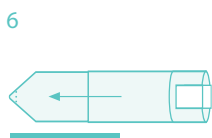
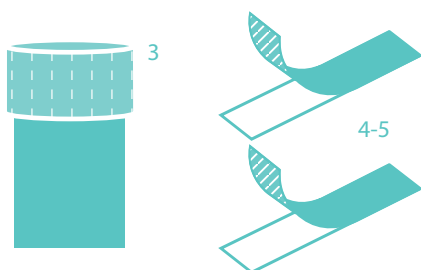
Adhesive zone




Colordrape

Code No. 56 11 05, Pack I
For arthroscopies

Contents and Sequence		Size in cm	Code No.
1.	overwrap (w/o illustr.)	85 x 100	62 85 10
2.	Mayo stand cover	80 x 145	54 77 14
3-6.	towels (4 pcs.)	25 x 20	–
7.	stockinet	33 x 55	58 33 55
8-9.	film tape strips (2 pcs.)	11 x 50	59 11 50
10.	extremity drape with 7 cm elastic fenestration	225 x 320	51 88 10



10



v. Stulpmagel & Fleischmann 04SW012 06 SW



Nonwoven

Colordrape

Mediwell
super

Adhesive zone



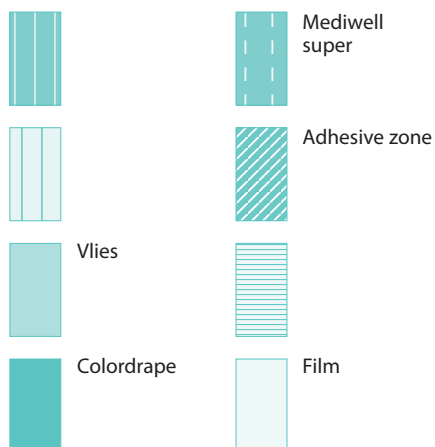
Film

Code No. 56 11 22, Pack II
For arthroscopies

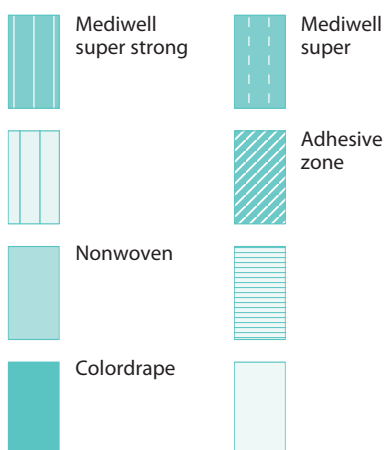

Contents and Sequence		Size in cm	Code No.
1.	overwrap (w/o illustration)	85 x 100	62 85 10
2.	Mayo stand cover	80 x 145	54 77 14
3.	stockinet	33 x 55	58 33 55
4-5.	film tape strip (2 pcs.)	11 x 50	59 11 50
6.	camera tube cover, telescopic folding with separate tape strip	13 x 250	58 13 23
7.	Velcro fastener	2.5 x 25	59 25 25
8-9.	towels (2 pcs., w/o illustration)	25 x 20	-
10.	extremity drape 2-ply = nonwoven + Colordrape with 7 cm elastic fenestration	200 x 300	51 88 20



v. Stülpnagel & Fleischmann 995W032 06 SW

Code No. 56 30 35
For arthroscopies

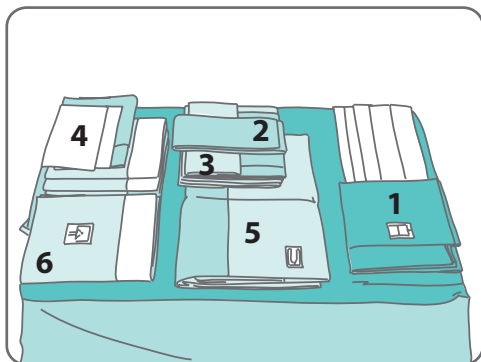
Contents and Sequence		Size in cm	Code No.
1.	Overwrap	85 x 100	62 85 10
2-3.	Handtowel for OR gown	30 x 43	62 40 40
4.	OR gown, standard, non-reinforced	length 150	46 44 16
5.	OR gown, special, interior reinforced	length 150	46 44 17
6.	Mayo stand cover	80 x 145	54 77 14
7.	Stockinette	33 x 55	58 33 55
8-9.	OR adhesive tapes, film 2x	11 x 50	59 11 50
10.	Camera tube cover, telescopic folding with separate adhesive tape	13 x 250	58 13 23
11.	Extremity drape, 2-ply, with Ø 7 cm elastic aperture and integral Velcro fastener	200 x 300	51 88 20



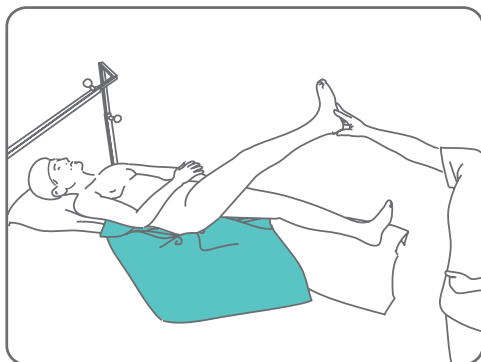
Code No. 56 11 10
For hip procedures

Contents and Sequence		Size in cm	Code No.
1.	back table cover (overwrap)	150 x 180	54 99 02
2.	Mayo stand cover	80 x 145	54 77 14
3.-6.	towels (4 pcs.)	25 x 20	–
7.	drape sheet (2-ply)	75 x 90	50 88 24
8.	bottom drape	150 x 180	50 88 01
9.	stockinet	33 x 110	58 33 11
10.-11.	OR tape strips, film (2 pcs.)	11 x 50	59 11 50
12.	split sheet (100 cm U-slit)	200 x 260	52 88 05
13.	head drape	175 x 300	53 88 08

Hip Pack

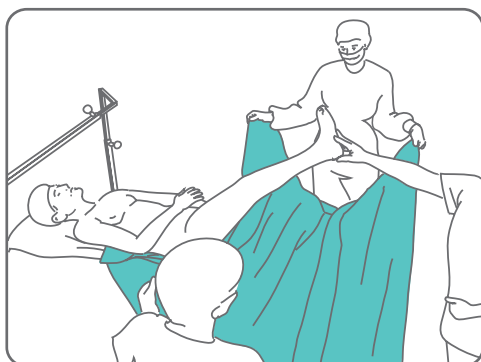


1. Mayo stand cover
2. Bottom side drape
3. Bottom drape
4. Stockinette with tape strips
5. Split sheet
6. Anaesthesia drape



1st Step

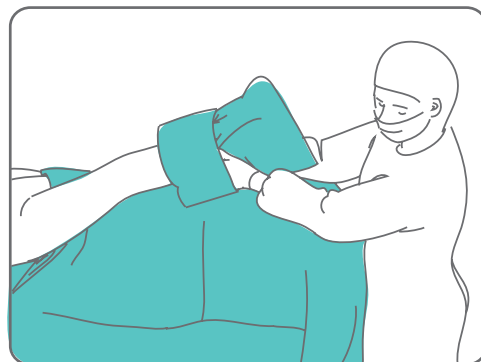
If required, position the bottom side drape.



2nd Step

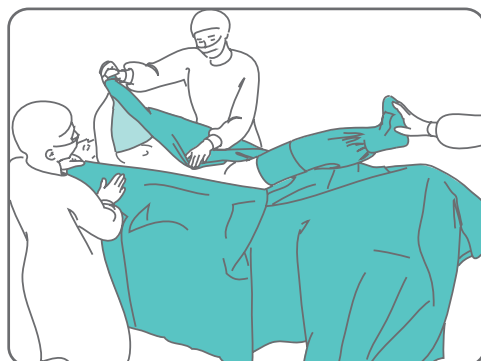
Spread out the bottom drape.

Hip Pack



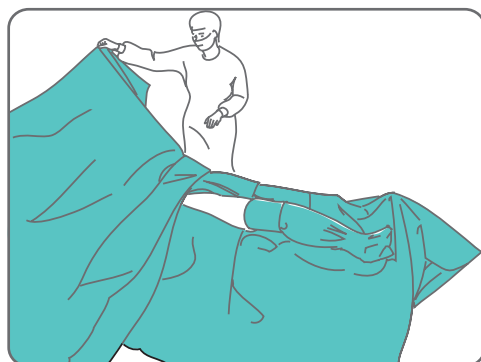
3rd Step

Pull the stockinette over the patient's leg and affix using the enclosed tape strips.



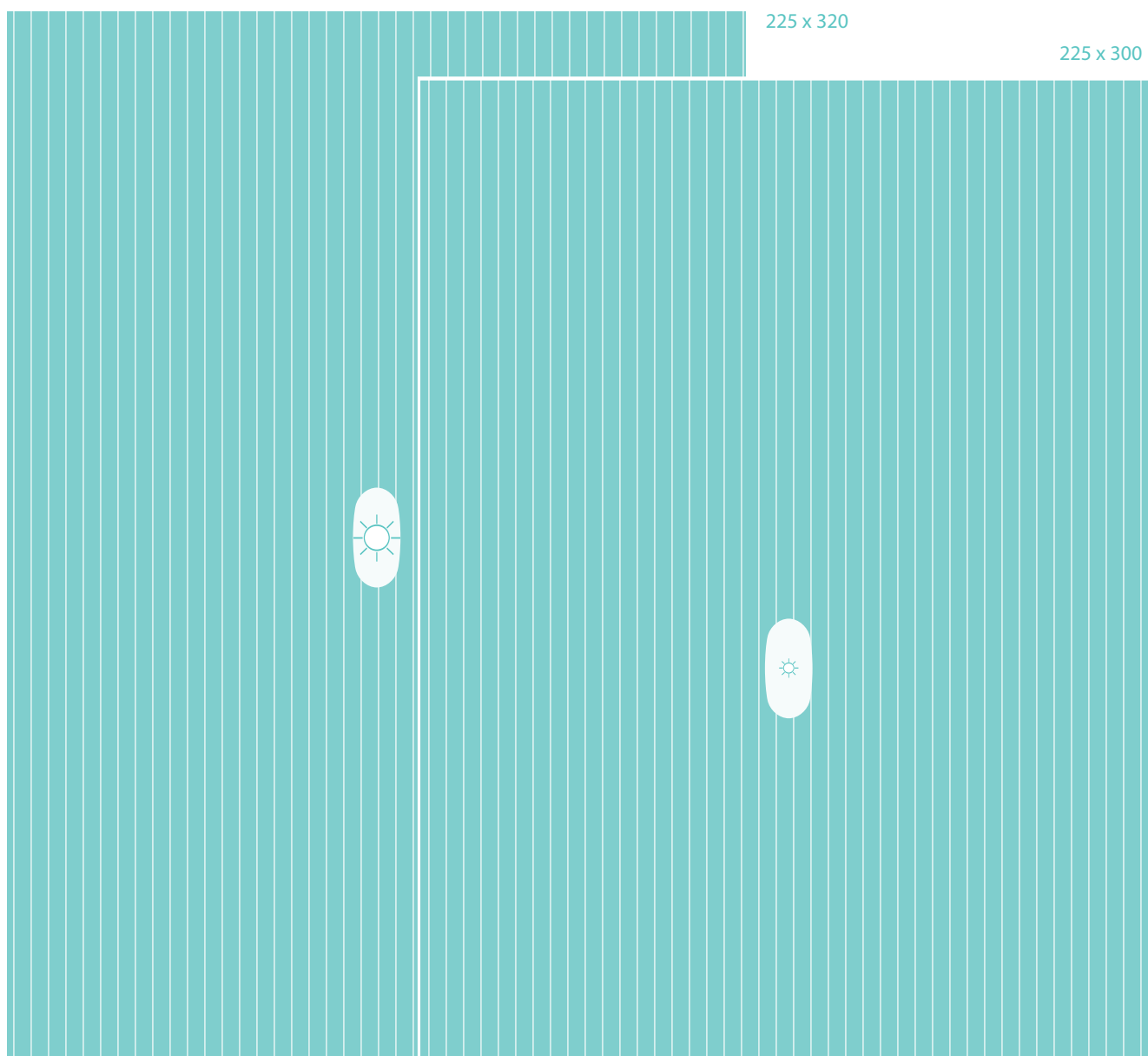
4th Step

Apply the split sheet.



5th Step

Position, affix and unfold the anaesthesia drape.



 Mediwell
super strong



Size in cm

Code No.

Feature

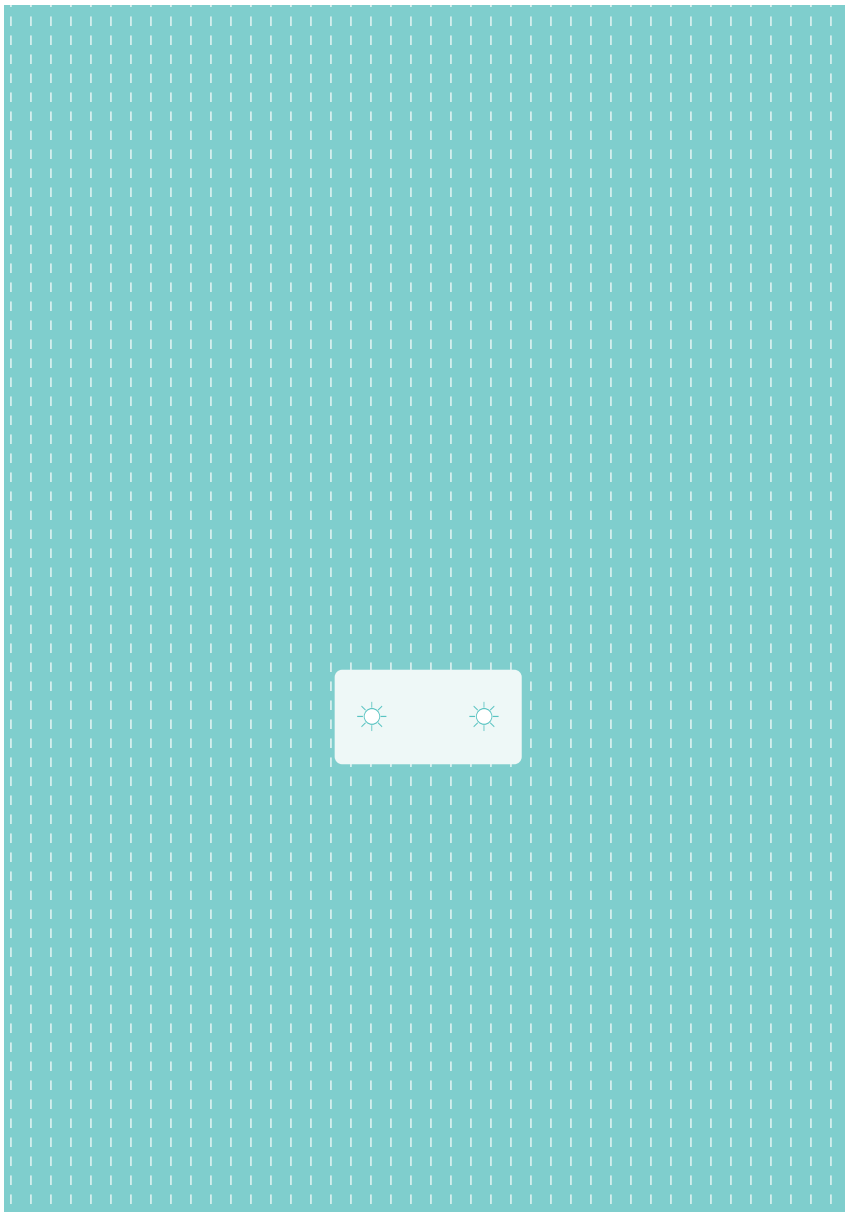
200 x 300 51 88 20 2-ply = Nonwoven + Colordrape
7 cm elastic fenestration (w/o illustr.)¹

225 x 320 51 88 10 3-ply = Nonwoven + Colordrape + PP Nonwoven
7 cm elastic fenestration¹

225 x 300 51 88 15 3 cm decentral elastic fenestration²

¹ e.g. for arthroscopies and procedures on the upper and lower extremities

² e.g. for arthroscopies and procedures on the hand, foot or children's extremities



225 x 320

v. Stulpnagel & Fleischmann 04SW012 04SW012

Mediwell
super

Size in cm

Code No.

Feature


225 x 320

51 88 32









2-ply = Nonwoven + Colordrape
two 4 cm decentral elastic fenestrations


e.g. for procedures on both lower extremities, hallux valgus, etc





v. Stülpmagel & Fleischmann 04SW012 04SW012

		Mediwell super	Size in cm	Code No.	Feature
			200/150 x 360	51 88 45	2-ply = Nonwoven + Colordrape Tunnel format 3 cm elastic fenestration with integral arm table cover
			e.g. for hand surgery		
		Colordrape			



v. Stülpmagel & Fleischmann 04SW012 04SW012


 Mediwell
super


Size in cm

Code No.


Feature

100 x 160

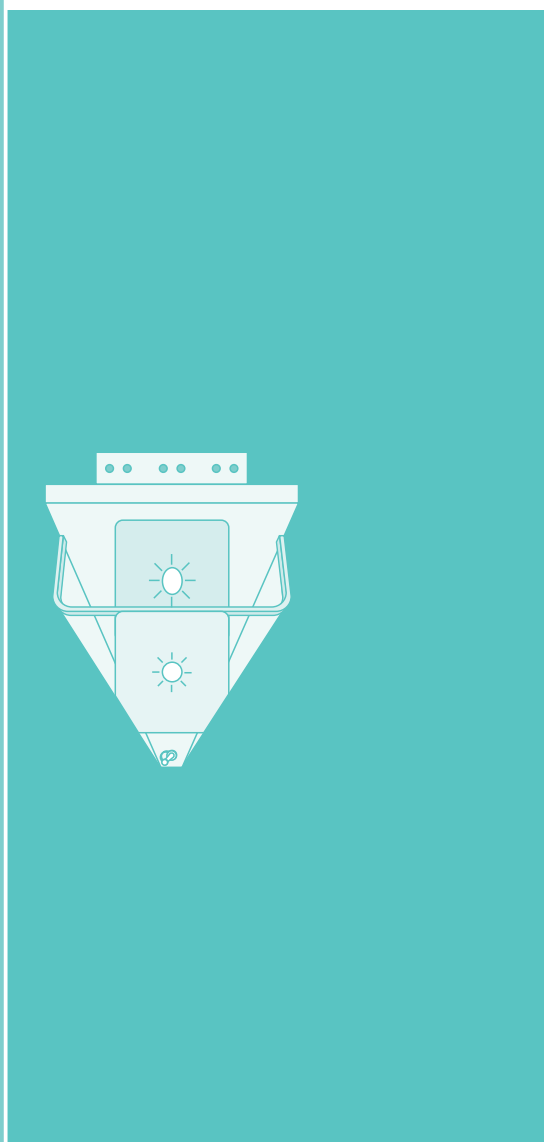
51 88 25

 2-ply = Nonwoven + Colordrape
4 cm elastic fenestration


e.g. for minor procedures on the hands or feet such as implanting or removing pins, nail procedures, CTS etc.



51 88 13



51 88 53

Mediwell
super strong

Colordrape

Film

Size in cm

Code No.

Feature

225 x 320

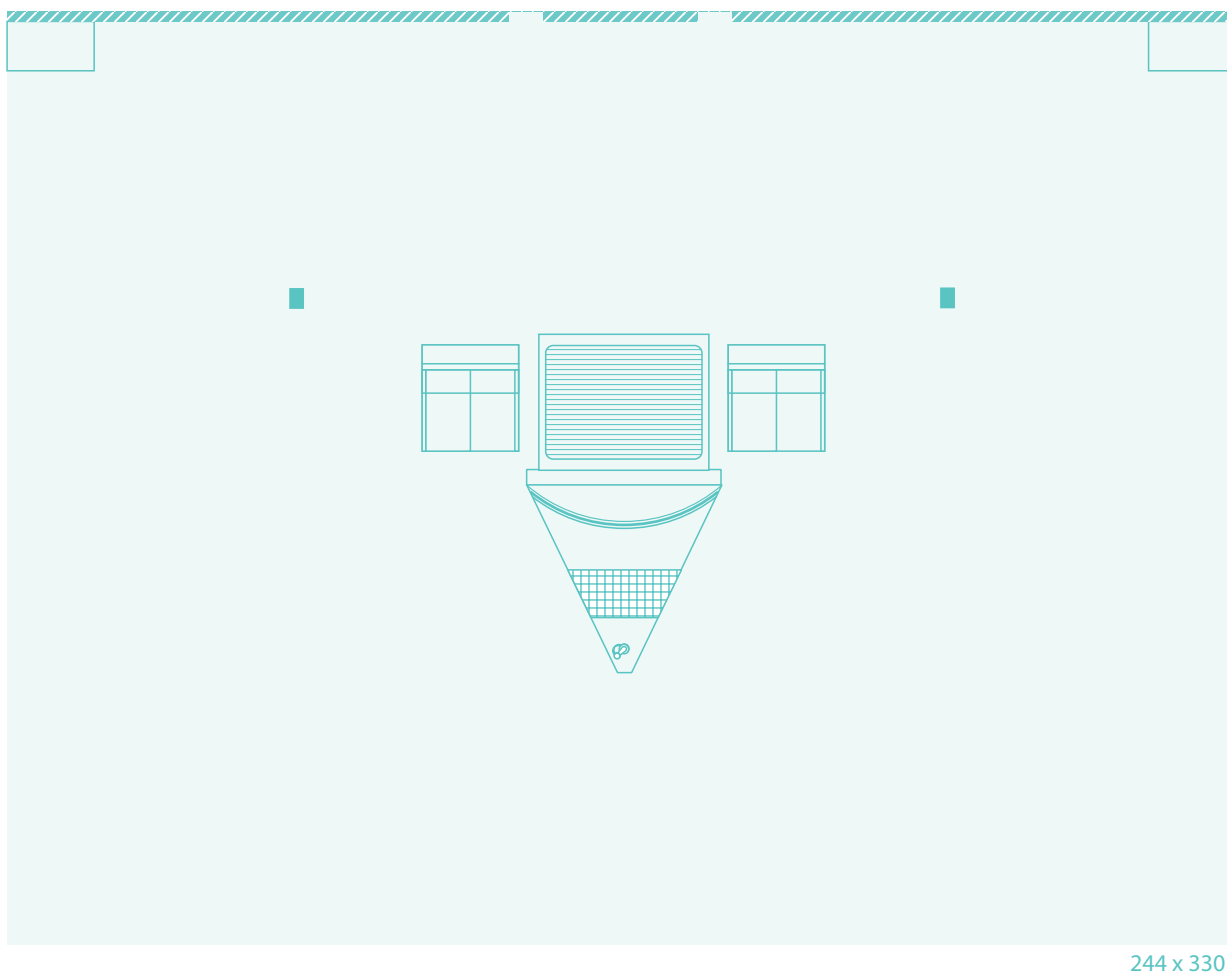
51 88 13

3-ply = Nonwoven + Colordrape + PP Nonwoven
7 cm elastic fenestration;
fluid collection pouch with suction tip port for
fluid drainage and tube/cable holder

200 x 300

51 88 53

2-ply = Colordrape + Tissue
with tissue layer as skin cover;
7 cm elastic fenestration, fluid collection
pouch with suction tip port for fluid drainage and
tube/cable holder



Size in cm

Code No.

Feature

244 x 330

55 66 10

transparent, with 30 x 40 cm incision film,
fluid collection pouch with suction tip port for
fluid drainage, firm upper rim and sieve;
2 diathermy bags 25 x 23 cm, 2 tube/cable
holders, adhesive zones across the top for affixation

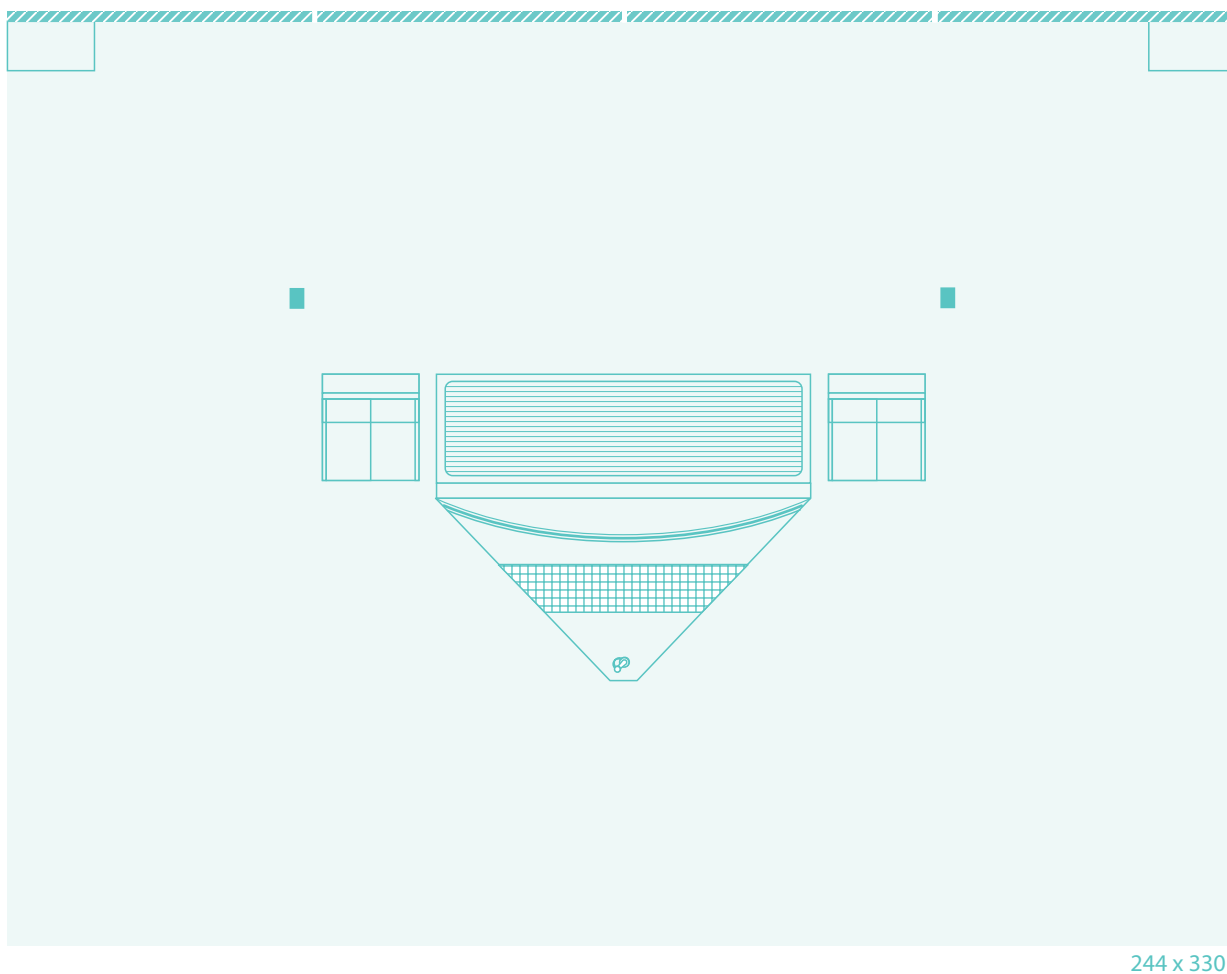
e.g. for procedures using an extension table; spinal procedures with the use of an
image intensifier

Adhesive
zone

Incision film



Film



Adhesive zone

Incision film

Film

Size in cm

Code No.



Feature

244 x 330

55 66 11

transparent, with 86 x 25 cm incision film, fluid collection pouch with suction tip port for fluid drainage, pliable rim strip and sieve; 2 pcs. 25 x 23 cm integral diathermy bags, 2 tube/cable holders, adhesive zone across the top for affixation

for new operation techniques in which the knee area must be locked into position and included in the incision film, e.g. gamma nailing



Nonwoven



Colordrape

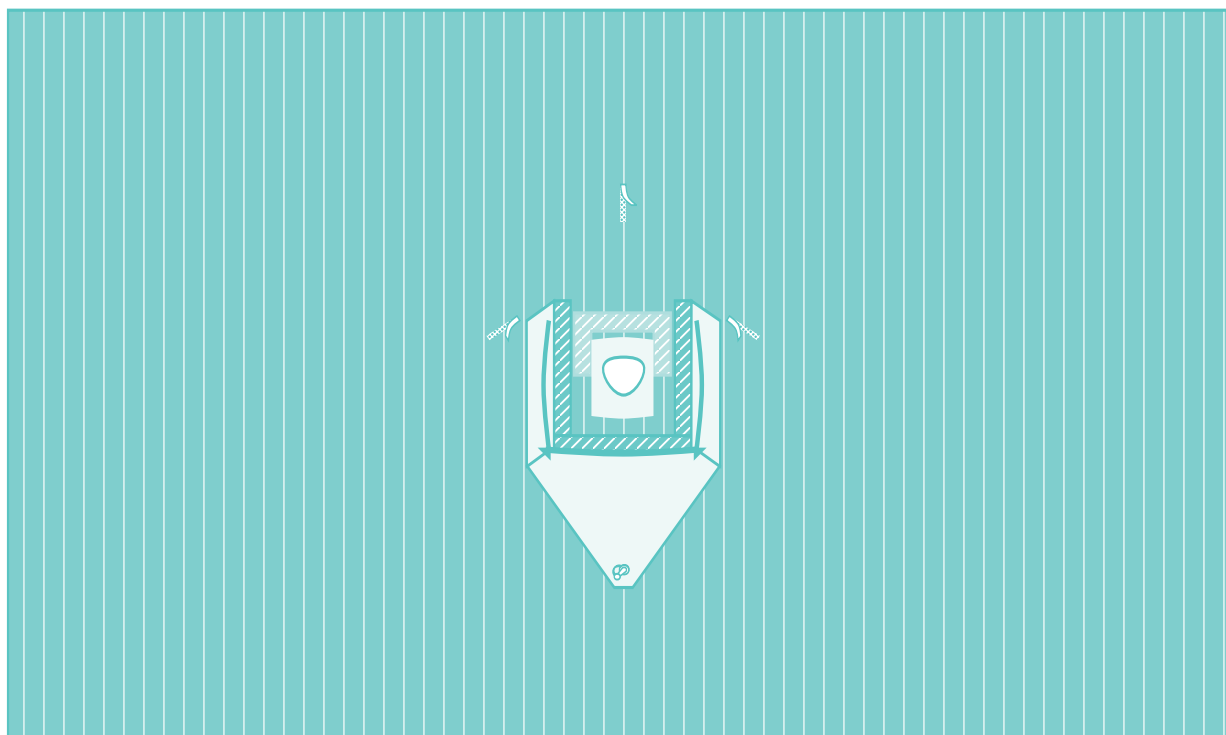


Adhesive zone



Code No. 56 11 11
e.g. for orthopaedic procedures

Contents and Sequence		Size in cm	Code No.
1.	Back table cover (overwrap)	150 x 180	54 99 02
2.	Mayo stand cover	80 x 145	54 77 14
3-6.	Hand towels 4x	25 x 20	-
7.	Tape strip, elastic	10 x 50	59 11 51
8.	Tape strip, film	11 x 50	59 11 50
9.	Split sheet, U-slit 65 cm	225 x 160	52 88 09
10.	Adhesive drape	150 x 240	53 88 07



51 88 35



Mediwell super strong



Adhesive zone



Film

Size in cm

Code No.

Feature

225 x 380

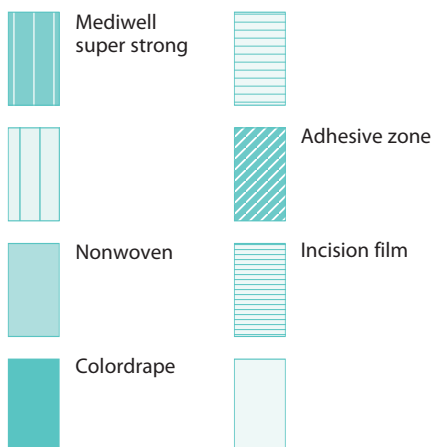
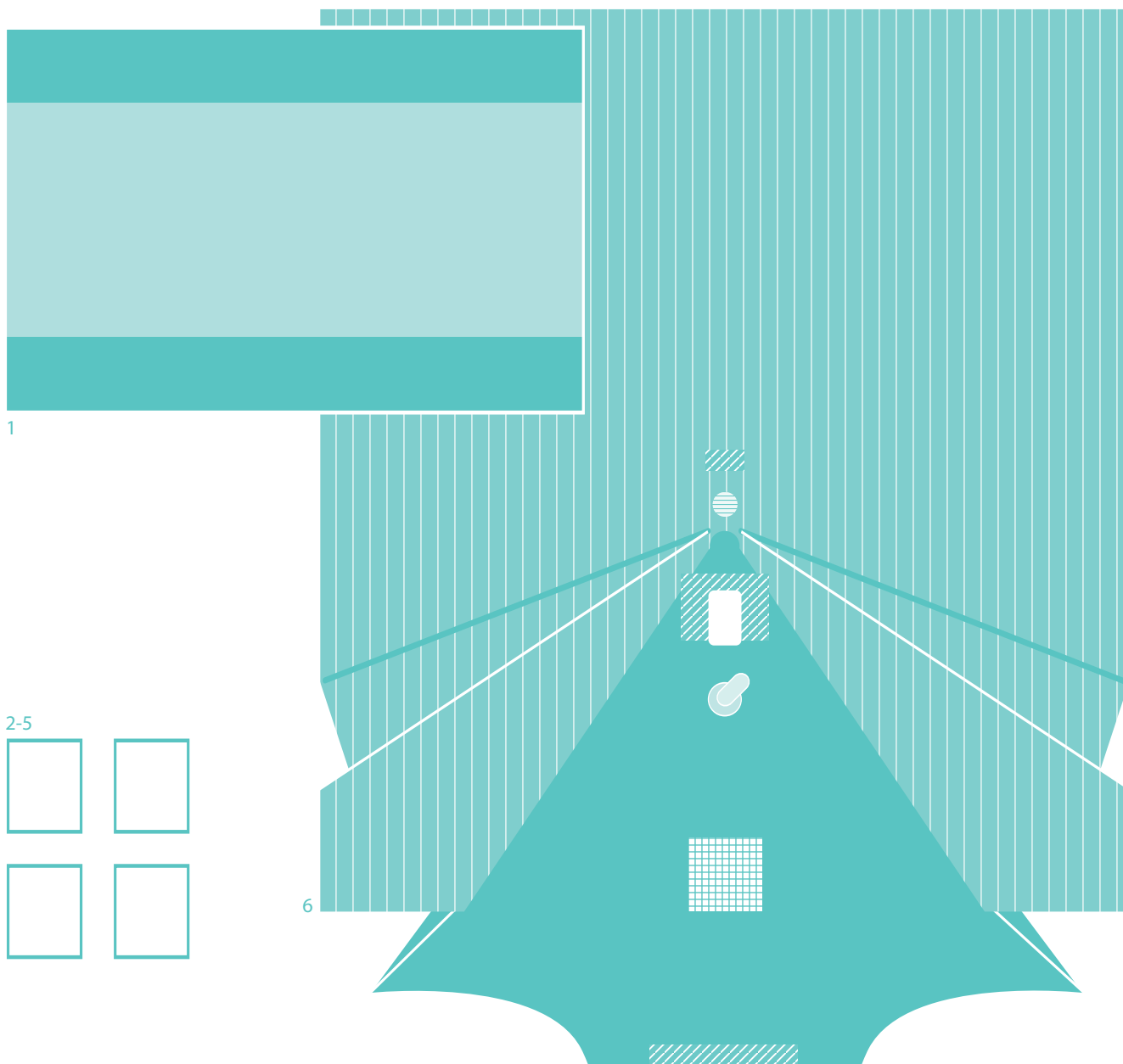
51 88 35

3-ply = Nonwoven + Colordrape + PP nonwoven
Elastic inlet with 11.5 x 12.5 cm, pear-shaped fenestration and three adhesive strips on the patient side as well as fluid collection pouch with flexible metal rim reinforcement and drainage port and three pre-affixed Velcro fasteners on the top side.

For shoulder procedures conducted in a sitting position, e.g. arthroscopies.

Secu-Drape®

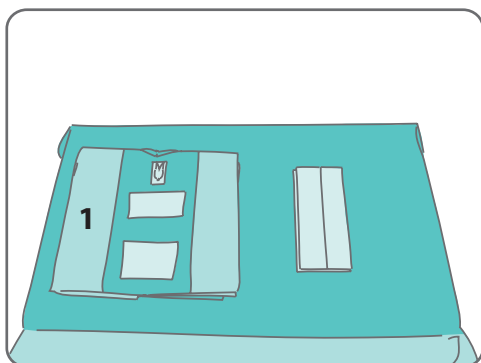
Urology 5.0



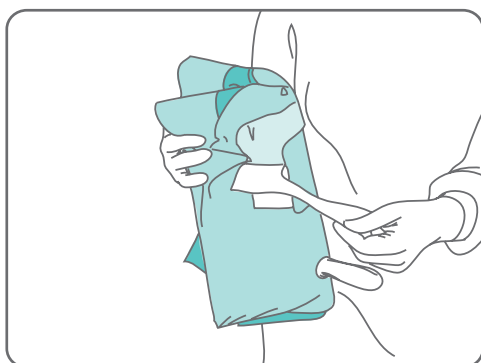
Code No. 56 12 02
Transurethral resection

Contents and Sequence		Size in cm	Code No.
1.	back table cover (overwrap)	100 x 150	54 99 01
2-5.	towels (4 pcs.)	25 x 20	–
6.	T.U.R. drape with integral leggings, sieve and latex finger cot, 6 x 10 cm self-adhesive fenestration, adhesive area on the apron and 6 cm Ø suprapubic opening with integral incision film	225 x 260	55 88 82

TUR Pack

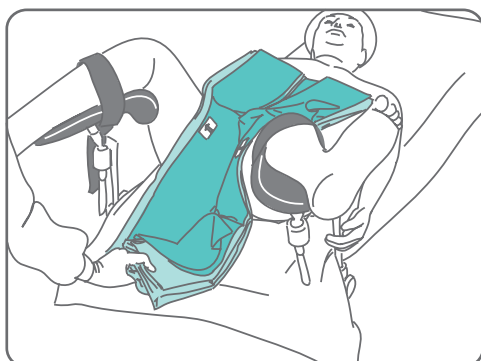


1. TUR drape



1st Step

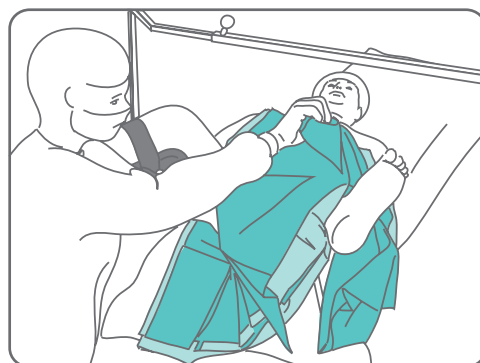
Remove the silicone paper and position the TUR drape over the operation field.



2nd Step


Begin unfolding the drape: towards the head first, then towards the feet.

TUR Pack



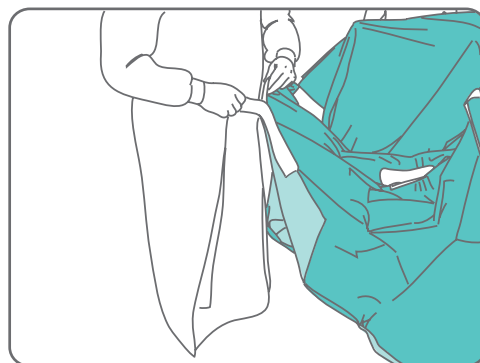
3rd Step

Place one hand over the operation field to hold the drape in place. With the other hand, unfold the drape in the direction of the arrow using a semicircular movement to the left and the right to cover the legs with the integral leggings.



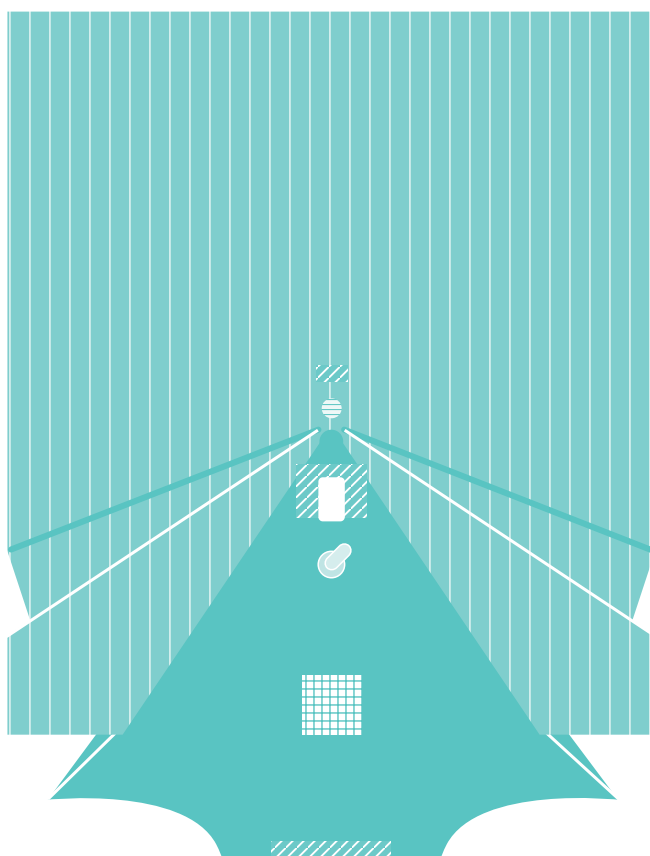
4th Step

Unfold the upper part of the drape towards the patient's head.




5th Step


If desired, the apron of the drape can be affixed to the surgeon's front after the silicone paper is removed from the adhesive area.



55 88 82



55 88 92

Mediwell
super strong

Adhesive zone

Incision film



Colordrape

Film

Size in cm

Code No.

Features

225 x 260

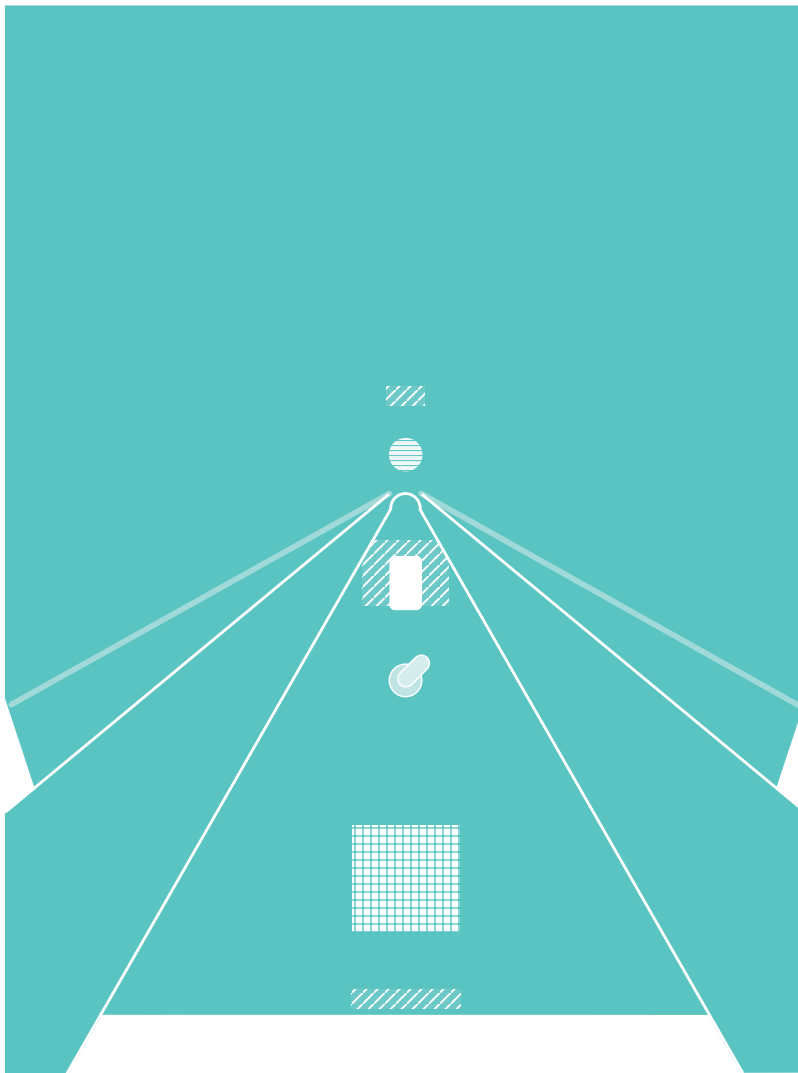
55 88 82

3-ply = Nonwoven + Colordrape + PP Nonwoven
with integral leggings, sieve and latex finger cot,
6 x 10 cm self-adhesive fenestration adhesive
area on the apron and 6 cm Ø suprapubic opening
with integral incision film









225 x 260


55 88 92

with integral leggings, 6 x 10 cm self-adhesive
fenestration, fluid collection pouch with sieve, latex
finger cot and drainage port, adhesive area on the
apron and 6 cm Ø suprapubic opening with integral
incision film



55 88 62

		Size in cm	Code No.	Features
		150 x 200	55 88 62	2-ply = Colordrape + Tissue with integral leggings, sieve and latex finger cot, 6 x 10 cm self-adhesive fenestration, adhesive area on the apron and 6 cm Ø suprapubic opening with integral incision film
	 Adhesive zone			
	 Incision film			
 Colordrape				



51 88 41



51 66 01

Mediwell
super

Adhesive zone



Filmdrape



Size in cm

Code No.

100 x 230

51 88 41

60 x 90

51 66 01

Features TUR Drape

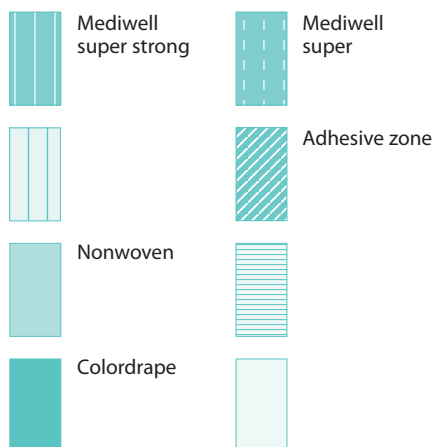
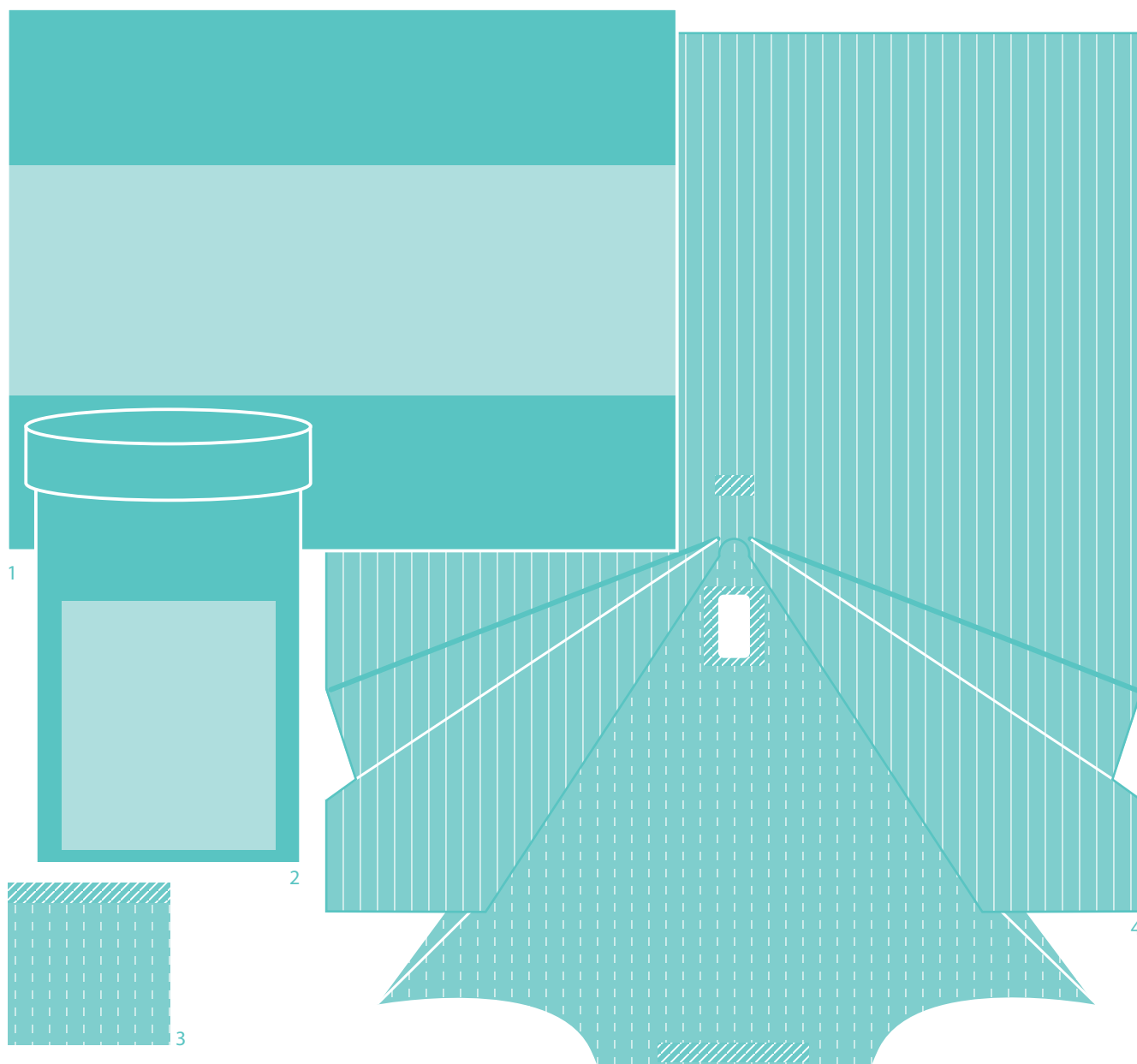
2-ply = Nonwoven + Colordrape
with sieve, Ø 8 x 11 cm fenestration

Features Rectal Shield

5.5 x 8 cm oval fenestration, finger cot,
5 x 60 cm adhesive strip across top edge and
5 x 14 cm adhesive zone

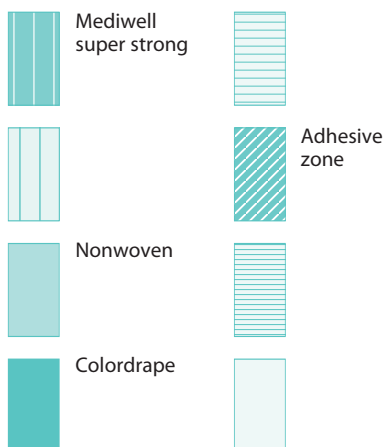

Secu-Drape®

Gynaecology 6.0



Code No. 56 12 07
Major gynaecological and urological procedures


Contents and Sequence		Size in cm	Code No.
1.	back table cover (overwrap)	150 x 180	54 99 02
2.	Mayo stand cover	80 x 145	54 77 14
	hand towels (4 pcs., w/o illustr.)	25 x 20	–
3.	adhesive drape, 2-ply	50 x 50	53 88 22
4.	gyn. drape with leggings	225 x 260	55 88 81








Code No. 56 12 08


Abdominal gynaecological procedures, caesarean section, abdominal hysterectomy

Contents and Sequence		Size in cm	Code No.
1.	back table cover (overwrap)	150 x 180	54 99 02
2.	Mayo stand cover	80 x 145	54 77 14
3-6.	towels (4 pcs.)	25 x 20	-
7.	tape strip, non-elastic	10 x 50	59 10 50
8.	Pfannenstiel drape with leggings 18 x 29 cm fenestration	225 x 320	55 88 83




		Size in cm	Code No.	Features Gynaecological Drape
	Mediwell super strong	225 x 260	55 88 81	3-ply = Nonwoven + Colordrape + PP Nonwoven with integral leggings, ¹ 9 x 17 cm self-adhesive fenestration
	Mediwell super			
	Adhesive zone	75 x 200	51 88 42	Features Cystoscopy Drape 2-ply = Nonwoven + Colordrape 8 x 11 cm \diamond fenestration ²
	Mediwell super strong			
	Mediwell super			

¹ e.g. for major gynaecological procedures, vaginal hysterectomy, T.U.R.-B.² e.g. for minor gynaecological procedures, curettage, portio conization



55 88 83



55 88 07



Adhesive zone



Size in cm

Code No.

Features

225 x 320

55 88 83

3-ply = Nonwoven + Colordrape + PP Nonwoven
with integral leggings,¹
18 x 29 cm self-adhesive fenestration


225 x 320

55 88 07






18 x 29 cm self-adhesive fenestration²

¹ e.g. for abdominal gynaecological procedures, caesarean section, abdominal hysterectomy, laparoscopy


² e.g. for abdominal gynaecological procedures, pelviscopy




55 88 87

		Size in cm	Code No.	Features
	Mediwell super strong			
	Mediwell super	225 x 320	55 88 87	3-ply = Nonwoven + Colordrape + PP Nonwoven base "MIS" drape (aperture 29 x 32 cm) with integral leggings and self-adhesive GYN aperture (9 x 17 cm) ¹
	Adhesive zone			
				
				


¹ e.g. for minimally invasive gynaecological procedures requiring a vaginal aperture, laparoscopic hysterectomy



55 88 93



55 88 13

Mediwell
super strong

Adhesive zone



Incision film



Colordrape



Film

Size in cm

Code No.

Features

225 x 320

55 88 93

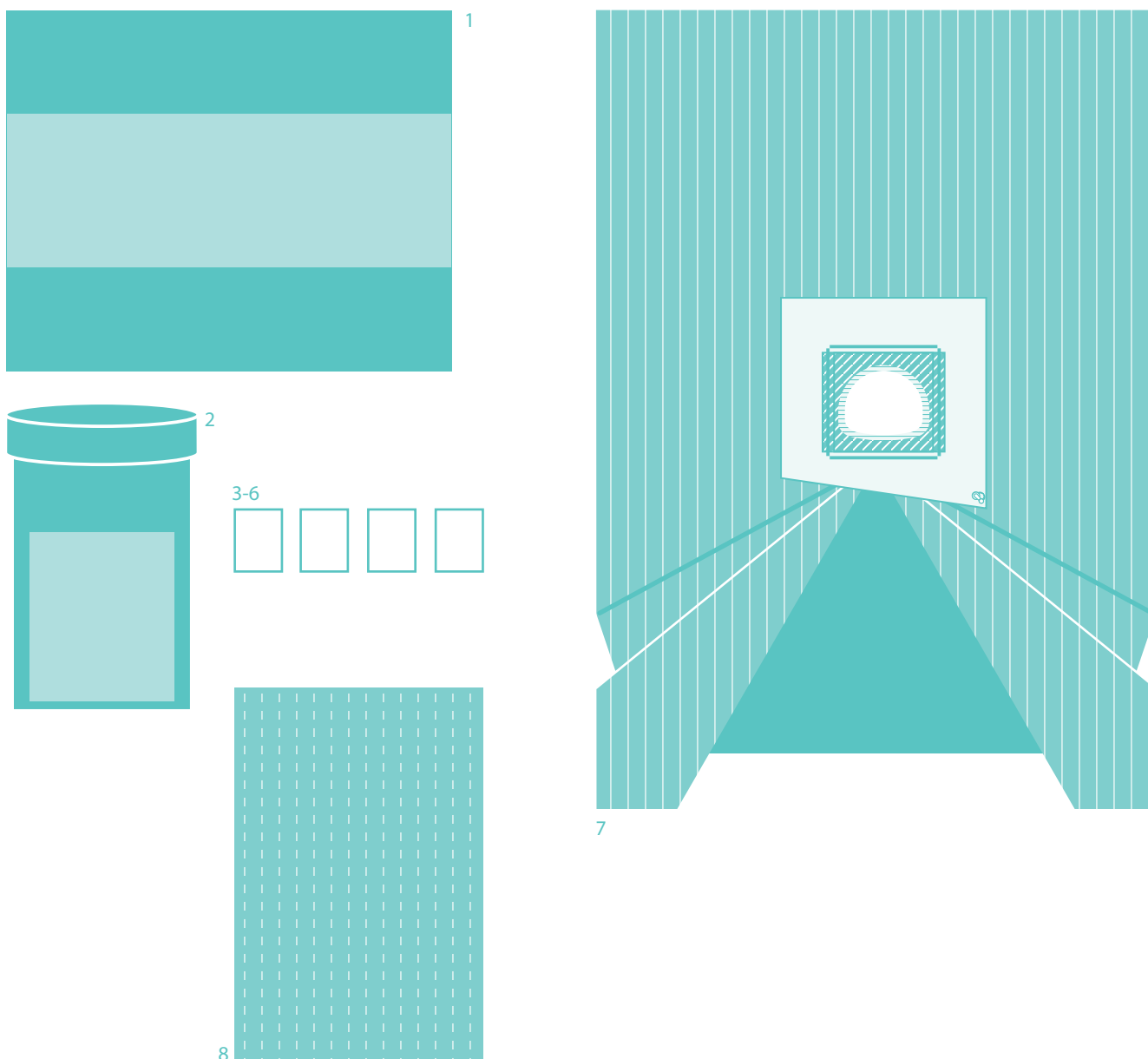
3-ply = Nonwoven + Colordrape + PP Nonwoven
with integral leggings,¹
24 x 29 cm self-adhesive fenestration, with
fenestrated incision film, multidirectional fluid
collection pouch with drainage port

225 x 320

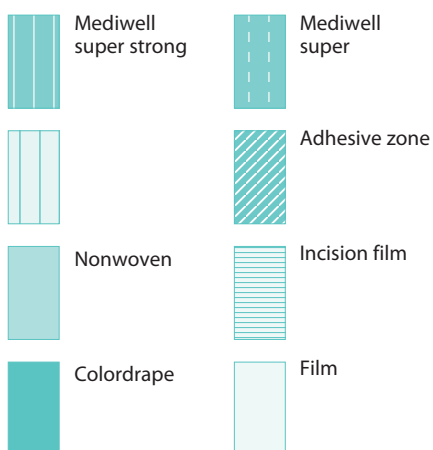
55 88 13

24 x 29 cm self-adhesive fenestration,¹
with fenestrated incision film, multidirectional
fluid collection pouch with drainage port

¹ Caesarian section




v. Stulpnagel & Fleischmann 04SW012 06SW

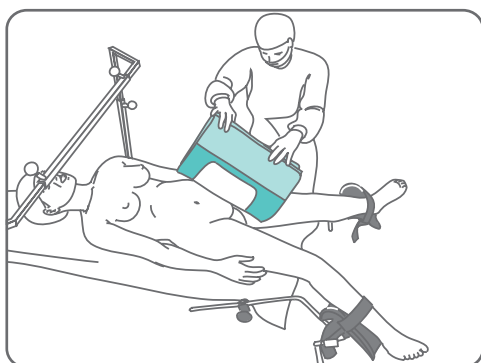
Code No. 56 12 06
Caesarian section

Contents and Sequence		Size in cm	Code No.
1.	back table cover (overwrap)	150 x 180	54 99 02
2.	Mayo stand cover	80 x 145	54 77 14
3-6.	towels (4 pcs.)	25 x 20	–
7.	C-section drape with leggings	225 x 320	55 88 93
8.	baby wrap drape, 2-ply, (nonwoven + Colordrape)	100 x 150	50 88 23

C-Section Pack




1. Mayo stand cover
2. C-section drape
3. Baby drape



1st Step

Position the caesarian drape, still folded, in the middle of the planned operation field.



2nd Step

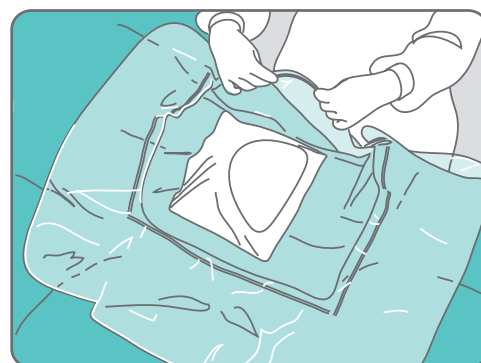
Unfold the sides of the C-section drape first. Holding the drape at the yellow marking dots, cover the legs with the integral leggings.

C-Section Pack



3rd Step

Unfold the top of the drape towards the anaesthetist.




4th Step

Shape the integral fluid collection pouch as desired by bending the metal reinforcement strips.



5th Step

The midwife receives the baby and wraps him in the baby drape.



Mediwell
super


Code No. 56 12 04

e.g. for minor gynaecological procedures, curettage, portio conization, proctology, cystoscopy, abrasio


Contents and Sequence		Size in cm	Code No.
2-ply = Nonwoven + Colordrape			
1.	plain drape	75 x 90	50 88 24
2.	cystoscopy drape, 8 x 11 cm \diamond fenestration	75 x 200	51 88 42
3-4.	leggings (2 pcs.)	75 x 120	58 88 12

Secu-Drape®

Ophthalmology 7.0



120 x 150



150 x 240



Mediwell soft



Incision film

Film

Size in cm

Code No.

Features

120 x 150


58 57 01

with 28 x 18 cm fluid collection pouch with¹
pliable metal rim strip,
7 x 10 cm incision film


150 x 240

58 57 03


with double fluid collection pouch with²
pliable metal rim strips,
7 x 10 cm incision film¹ e.g. cataract procedures² e.g. vitrectomies




40 x 40



57 x 65



100 x 105

Filmdrape
transparent

Adhesive zone



Film



Size in cm

Code No.

Features

40 x 40

55 66 01

6 cm Ø self-adhesive fenestration

57 x 65


55 66 02

6 cm Ø self-adhesive fenestration


100 x 105

58 66 01


with 28 x 18 cm fluid collection pouch,
7 x 5 cm self-adhesive fenestration



58 57 31



58 57 32

Mediwell
light

Adhesive zone



Incision film



Film



Format in cm

Code No.

Features

120 x 150

58 57 31


ophthalmological drape made of SMS
7 x 10 cm aperture with integral incision
film and 28 x 18 cm fluid collection pouch
with pliable metal rim strip¹

120 x 150


58 57 32

ophthalmological drape made of SMS
material; self-adhesive 7 x 10 cm aperture¹

¹ e.g. for cataract procedures



55 57 51



55 57 53

Mediwell
light

Incision film



Film

Size in cm	Code No.	Features
160 x 255	55 57 51	Full body ophthalmic drape made of SMS material with dual 65 x 29 cm fluid collection pouch with rim strips, double nose strips and 10 x 12 cm aperture with incision film ¹
150 x 175	55 57 53	Ophthalmic drape made of SMS material with dual 49 x 29 cm fluid collection pouch with rim strips, nose strip and cable/tube holder 4.5 x 7 cm aperture with fenestrated incision film ²

¹ e.g. cataract operations, vitrectomies and other major ophthalmic surgical procedures


² e.g. cataract operations, etc.

Secu-Drape®

Head Surgery 8.0


Part 1. rear view

100 x 75




Part 2. rear view

90 x 75



Part 2

90 x 75



100 x 75

Front view, part 1 with adhesive zone
to fix to part 2

Part 2

Part 2 with adhesive zones
to fix onto the patient

v. Stülpmagel & Fleischmann 06SVW002 06SVW002

Mediwell
super strong

Adhesive zone



Size in cm

Code No.

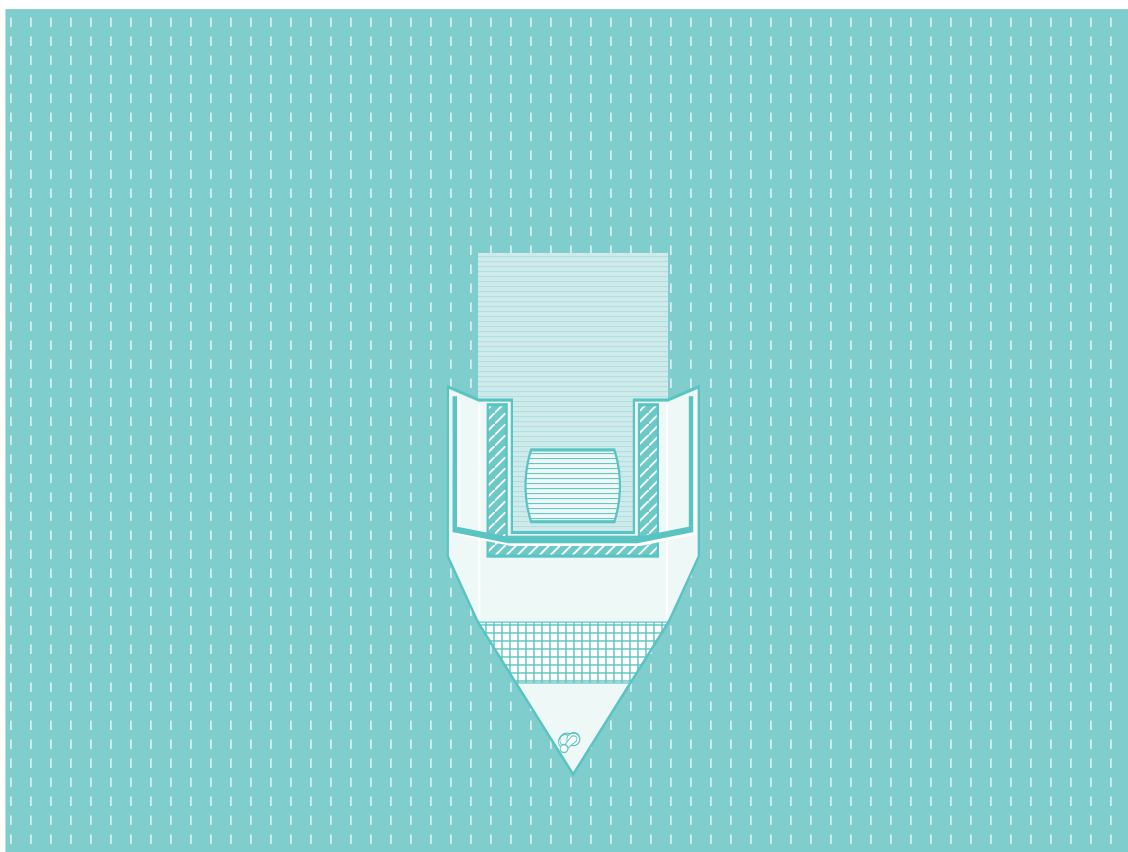
Features

100/90
x75

53 89 19

3-ply = Nonwoven + Colordrape + PP Nonwoven
prefabricated, 2-part adhesive drape to drape the
head area

As a head drape in plastic surgery, e.g. facelifting, nose corrections, lid lifting, reconstructive surgery after burns, as well as all procedures in the mouth/jaw/facial area including neck dissection; implantology and parodontal dental surgery and ENT surgery, e.g. laryngeal procedures, tracheotomies



55 88 45

Mediwell
super

Format in cm

Code No.

Features

300 x 225

55 88 45

2-ply = Nonwoven + Colordrape
Neurosurgery drape
with incision film-reinforced 19 x 25 cm aperture and
fluid collection pouch with sieve and drainage port

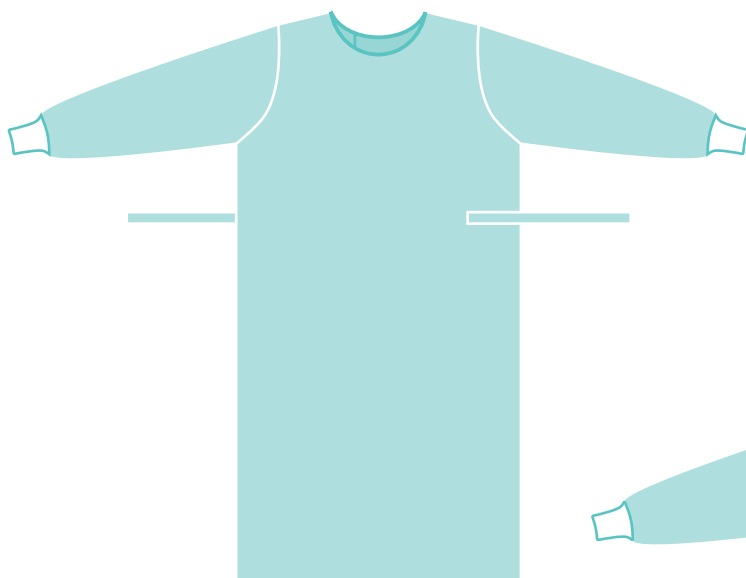
e.g. drape for neurosurgical procedures on the head



Incision film



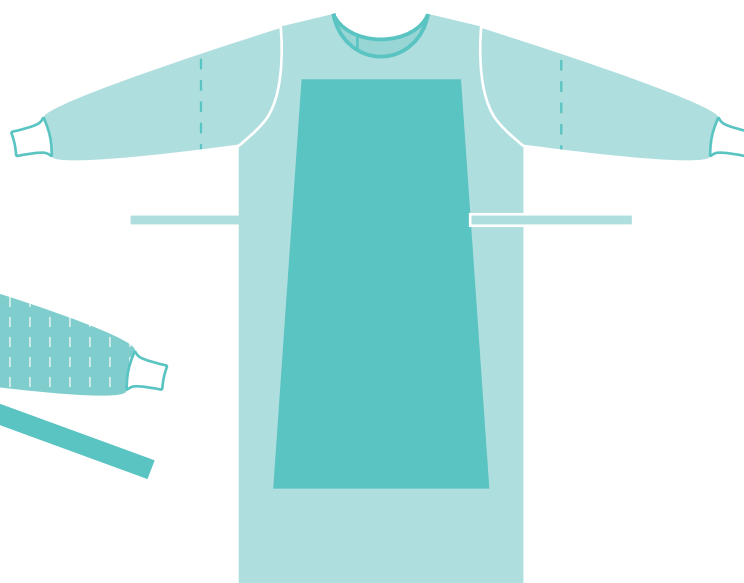
Film




46 44 16



58 20 52



46 44 15



46 44 28



Mediwell soft

Colordrape

Mediwell
super

Length in cm

Code No.

Features


130 cm	46 44 13	all products with elasticised cuffs
150 cm	46 44 16	OR wraparound gown, L, standard, (w/o illustr.)
150 cm	46 44 15	OR wraparound gown, XL, standard
		OR wraparound gown, XL, special; front with exterior film layer and sleeves with interior reinforcement
130 cm	46 44 14	} OR wraparound gown, special; front and sleeves with interior reinforcement, (w/o illustr.)
150 cm	46 44 17	
170 cm	46 44 30	
130 cm	46 44 23	OR tie gown, L, (w/o illustr.) ¹
150 cm	46 44 26	OR tie gown, XL, (w/o illustr.) ¹
150 cm	46 44 28	OR tie gown; front and sleeves with exterior film reinforcement ²

¹ e.g. for ophthalmological or hand surgery procedures² e.g. for T.U.R.


22.5 x 57

58 20 52


2-ply = Nonwoven + Colordrape
sleeve protector with elasticised cuff




46 44 33



46 44 36



46 44 37



46 44 34

v. Stülpmagel & Fleischmann 04SW012 055W



Mediwell light

Length in cm	Code No.	Features
		All products with elasticised cuffs
		OR wraparound gown, light, sleeve seams sealed to be impermeable to fluids
130	46 44 33	size L, non-reinforced
130	46 44 34	size L, with interior SMS reinforcement
150	46 44 36	size XL, non-reinforced
150	46 44 37	size XL, with interior SMS reinforcement



59 10 50



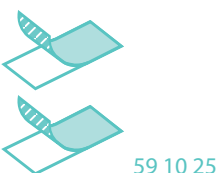
59 20 25



59 25 25




59 11 51



59 10 25



59 11 50



58 33 24



58 33 30



58 44 27





58 38 50



Nonwoven



Colordrape



Adhesive zone

Film

Size in cm

Code No.

Features Tape Strips/Velcro Fastener

10 x 50

59 10 50

nonwoven-based, non-elastic, impermeable to fluids

10 x 50

59 11 51

nonwoven-based, elastic

20 x 25

59 20 25

for ear surgery, non-elastic, impermeable to fluids

10 x 25

59 10 25

nonwoven-based, non-elastic, packed in pairs

11 x 50

59 11 50

film-based, highly flexible, impermeable

2.5 x 25

59 25 25

Velcro fastener, self-adhesive

Features Diathermy Bags

33 x 23 + 5

58 33 24

with bottom fold, adhesive zone impermeable to fluids; green transparent

33 x 28

58 33 30

adhesive zone impermeable to fluids; colourless transparent

44 x 27

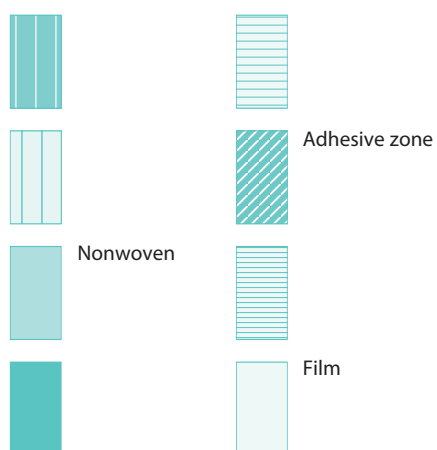
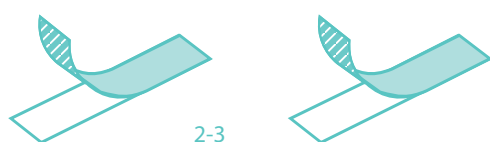
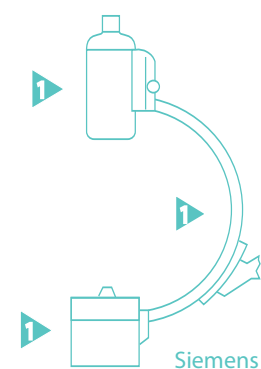

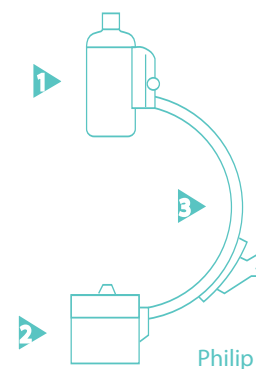

58 44 27

dual diathermy bag, adhesive zone impermeable to fluids; colourless transparent

50 x 30

58 38 50

adhesive zone impermeable to fluids; colourless transparent



Contents and Sequence

Size in cm

Code No. 56 58 03 for Philips BV 26

- 1-2. image intensifier drape (2 pcs.)
3. C-arm drape

65 x 75

30 x 195

Code No. 56 58 05 for Philips BV 29 (w/o illustr.)

1. upper drape
2. lower drape
3. C-arm drape

150 x 150

120 x 120

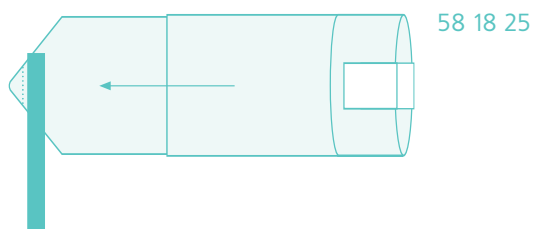
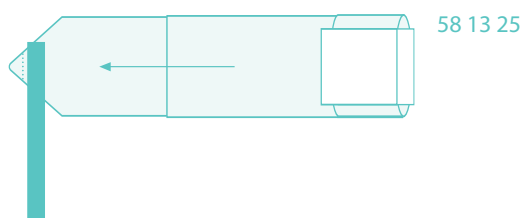
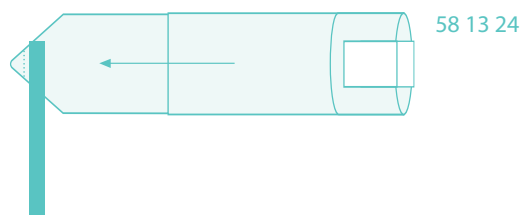
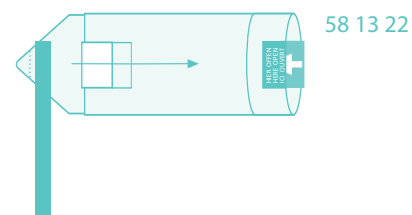
30 x 195

Code No. 56 58 04

1. complete image intensifier drape
- 2-3. tape strips (2 pcs.)

90 x 225

10 x 50





Colordrape


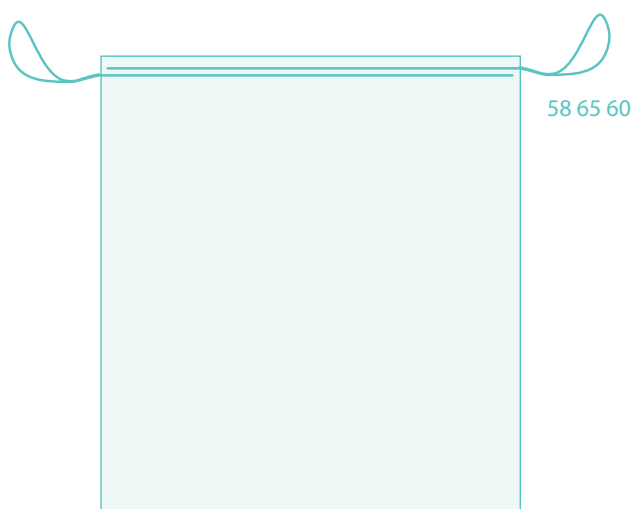
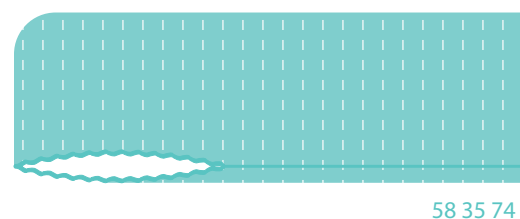
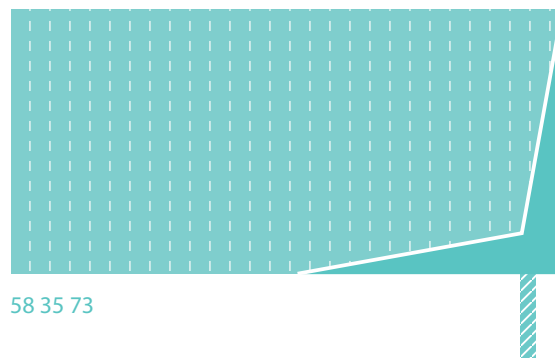
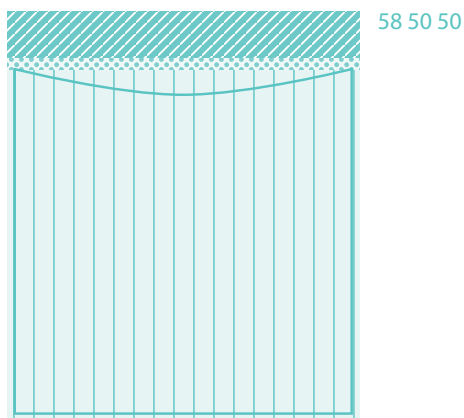


Film

Size in cm	Code No.	Features
13 x 250	58 13 22	reverse telescopic folding
13 x 250	58 13 23	telescopic folding, separate tape strip
13 x 250	58 13 24	telescopic folding
13 x 250	58 13 25	telescopic folding, in overwrap
18 x 250	58 18 25	telescopic folding, in overwrap



Size in cm	Code No.	Features
120 x 120	58 12 60	round, sewn, with elastic band
100 x 100	58 10 50	round, sewn, with elastic band
80 x 80	58 80 40	round, sewn, with elastic band
60 x 60	58 60 30	round, sewn, with elastic band
45 x 45	58 45 20	round, sewn, with elastic band
25 x 25	58 25 15	round, sewn, with elastic band
80 x 45	58 80 45	rectangular, sealed, with elastic band



Mediwell

Mediwell
super

Adhesive zone



Film

Size in cm

Code No.

Features

50 x 50

58 50 50

X-Ray cassette cover

60 x 65

58 65 60

film bag with cord fastener

Features Arm Rest/Stool Covers

35 x 73

58 35 73

2-ply = Nonwoven + Colordrape
arm rest cover with integral tape strip
packed in pairs¹

25 x 70

58 35 74

arm rest cover, sewn, elastified,
packed in pairs¹

75 x 75

58 88 75

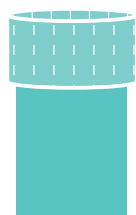
stool cover, seat size 40 x 70 cm¹¹ e.g. for ophthalmological or hand surgery procedures




58 88 27



58 88 11



58 33 55



58 88 12



58 33 11



Nonwoven

Colordrape

Mediwell
super

Adhesive zone

Size in cm

Code No.

Features Stockinets¹

20 x 75

58 88 27

with 1 elastic nonwoven tape strip

33 x 55

58 33 55

with 2 film tape strips

33 x 110

58 33 11

with 2 film tape strips

23 x 80

58 00 01

stockinet US model (w/o illustr.)

23 x 110

58 00 02

stockinet US model (w/o illustr.)

32 x 120

58 00 03

stockinet US model (w/o illustr.)

Features Leggings²

50 x 110

58 88 11

2-ply = Nonwoven + Colordrape

75 x 120

58 88 12


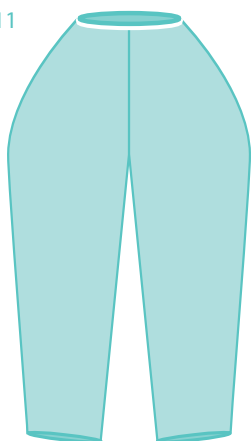
Leggings, packed in pairs

Leggings, packed in pairs

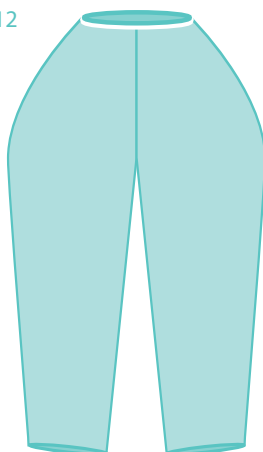
¹ e.g. for orthopaedic procedures² e.g. for urology or gynaecology



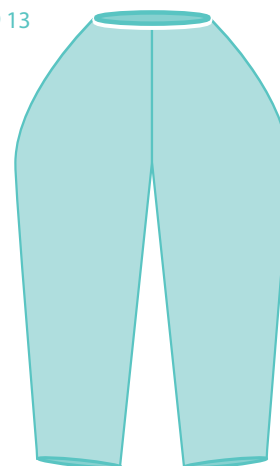

46 99 11



46 99 12



46 99 13

Mediwell
soft

Length in cm

Code No.

Features
tunics with pocket, trousers with
elastified waist, non-sterile

71/105

46 99 11

Scrub suit, M

72/112


46 99 12

Scrub suit, L

73/120

46 99 13

Scrub suit, XL

Mediwell
soft

Length in cm

72

74

76

Code No.

46 99 50

46 99 51

46 99 52

Features

with elastic cuffs, pockets and press studs, non-sterile

Nonwoven jacket, M

Nonwoven jacket, L

Nonwoven jacket, XL

Environmental Guarantee

All of the materials used by Sengewald, including the packaging, are 100% PVC free and without softeners and heavy metals. No harmful gases are emitted during incineration. When dumped in landfills the ground water is not polluted by toxic substances.

Economical, resource-saving and waste-reducing use of materials is, next to safety and cost-efficiency, the main criterium when developing OR drapes according to Sengewald. For further information please request a copy of our environmental primer

Statement of Harmlessness

All of the materials used by Sengewald, including the packaging, are covered by statements of physiological harmlessness under FDA and Federal German Institute for Consumer Healthcare Protection and Veterinary Medicine (BGVV) regulations.

Statement of Quality

Sengewald manufactures its disposable OR drapes in clean rooms. Annual audits and certification are carried out by an independent hygiene specialist. The Sengewald development, manufacturing, distribution and quality assurance system have been certified to EN ISO 13485:2003 by the TÜV Product Service Süd (technical inspection authority in southern Germany). Since 1.1.1995 all sterile Sengewald products carry the CE sign, by which the manufacturer confirms their conformance with the EU requirements and the medical product directive, which came into force on that date.

The Materials

Mediwell super strong

Three-ply material compound: top layer of soft, extremely absorbent and sturdy viscose nonwoven. Middle layer of soft, fluid-proof PE film as a bacterial barrier. Bottom layer of tear-resistant, skin friendly nonwoven.

Mediwell super

2- or 3-ply material combination: top layer of soft, extremely absorbent and sturdy viscose nonwoven. Middle layer of soft, fluid-proof PE film as a bacterial barrier. Bottom layer (if 3-ply) of skin friendly, absorbent tissue.

Mediwell

2- or 3-ply material combination: top and bottom (if 3-ply) layers of skin-friendly, absorbent tissue. Middle layer of soft, fluid-proof PE film as a bacterial barrier.

Mediwell soft

Single-ply spunlaced polyester/cellulose nonwoven, extremely fluid repellent.

Mediwell light

Single-ply SMS nonwoven, extremely fluid repellent.

Colordrape

Single or duocolour PE film, smooth or embossed.

Filmdrape

Transparent micro-embossed PE film.

Adhesive Zones

Self-adhesive area of the drape with peelable silicone paper protection.

Incision Film

Transparent PE film with adhesive coating.

Film

Transparent, smooth PE monofilm or PA/PE laminated film.

Properties and Application

Due to the strong orange skin effect soft, voluminous and drapeable, simply like textile. Absolutely fluid-proof. High absorbency speed and capacity. Light but still exceedingly tear resistant. Extremely high rub resistance, wet and dry. The new patient layer offers an additional plus on tear resistance, particularly in the critical area, making the material even more durable. For use without additional textile drapes – the premium grade for all “pure” disposable drape systems.



Due to the strong orange skin effect soft, voluminous and drapeable, simply like textile. Absolutely fluid-proof. High absorbency speed and capacity. Light but still tear resistant. Very high rub resistance, wet and dry. Can be used without additional textile drapes – the foundation for all “pure” disposable drape systems.




Due to the orange skin effect voluminous and very absorbent. An extremely economical solution: for mixed drapes in conjunction with textiles and as a “pure” disposable drape for minor procedures.



Extremely soft and drapeable, textile-like, breathing, high rub resistance. Can be used without additional textile drapes (e.g. in ophthalmology)



Extremely soft and drapeable, textile-like, breathing, high rub resistance. can be used without additional textile drapes (e.g. in ophthalmology).



Soft and very drapeable. Absolutely fluid-proof and therefore impermeable to bacteria. Tear resistant, lint-free, anti-glare. Basic material for all table and Mayo stand covers in “pure” disposable drapes.



Matte and therefore anti-glare. Super supple and thereby extremely drapeable. Absolutely fluid-proof and therefore impermeable to bacteria. Tear resistant and absolutely lint-free. Ideal material for patient drapes when the use of textile or other drapes poses a high risk of infection through released particles and when extremely good drapeability is needed.



A finger lift makes it easy to remove the paper without getting the glove stuck to the adhesive. Adhesive qualities are individually tuned to the requirements. The adhesives stick safely and are skin-friendly.



Matte and therefore anti-glare. Super supple and thereby extremely drapeable. Absolutely lint-free. Ideal material for use in eye surgery.



Absolutely fluid-proof and therefore impermeable to bacteria. Tear resistant, sturdy and lint-free. Ideal material for equipment covers, collection pouches, diathermy bags, etc.

